ROBECO
The Investment Engineers

Unconstrained Global Credit Strategy

Robeco Global Credits

Marketing materials for professional investors, not for onward distribution.

Sustainable Investing Expertise by
ROBECOSAM

Content



Highlights	3
Investment Team	6
Investment Philosophy	9
Investment Process	15
Portfolio Construction and Risk Management	24
Portfolio Positioning	30
Performance	37
Key Takeaways	42
Appendix	43

Robeco's Global Credit Strategies

Different solutions all based on the same philosophy of looking for value

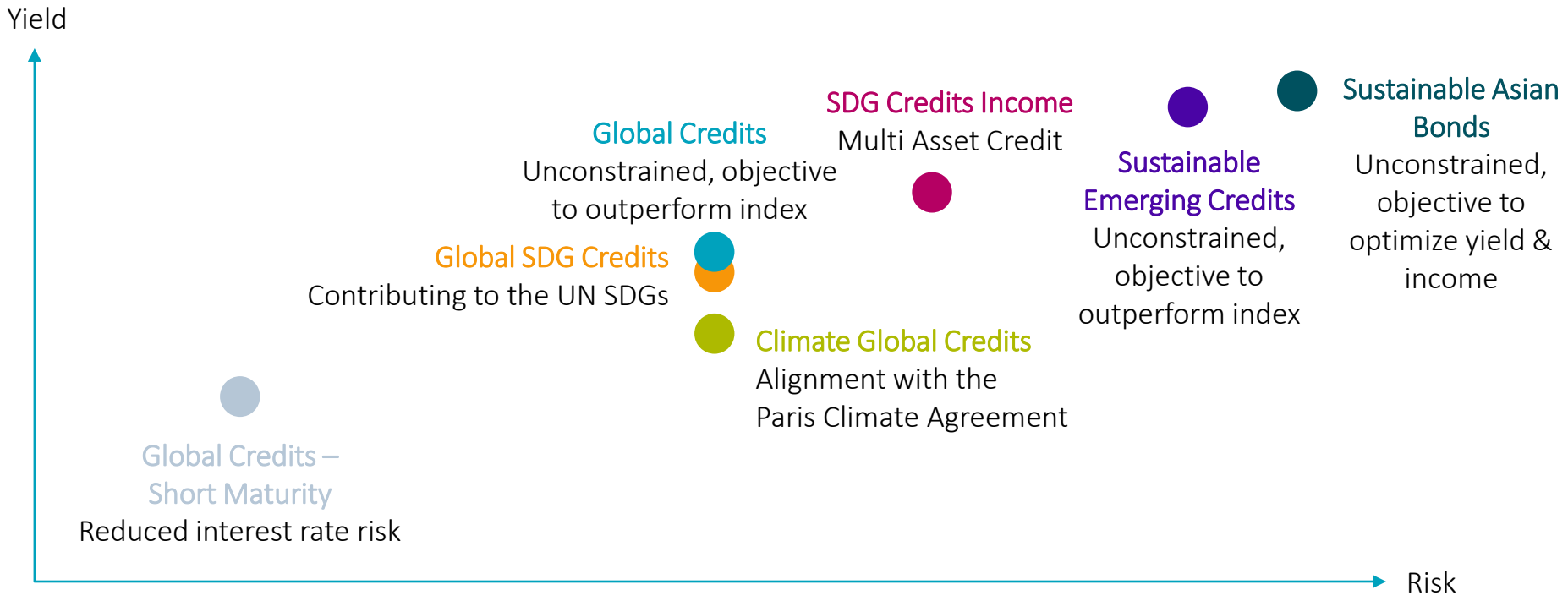

	Global Credits	Climate Global Credits	Global SDG Credits	SDG Credit Income	Sustainable Emerging Credits	Sustainable Asian Bonds	Global Credits – Short Maturity
Unconstrained	✓✓	✓✓	✓✓	✓✓✓	✓✓	✓✓	✓
Duration flexibility	✓	✓	✓	✓✓✓	✓	✓	✓
Yield optimization	✓	✓	✓	✓✓✓	✓	✓✓	✓✓
ESG integration	✓✓	✓✓✓	✓✓	✓✓	✓✓	✓✓	✓✓
Impact investing		✓✓	✓✓✓	✓✓✓	✓✓✓	✓✓✓	

Source: Robeco, for illustrative purposes only.

Robeco Global Credits: Highlights

Pure play global credit strategy

Contrarian investment style

- Market inefficiencies cause a value factor to exist in credit markets
- Take well-researched non-consensus positions that consistently generate alpha
- Truly global unconstrained approach to capture global value opportunities

Research driven approach

- **Proprietary research** at the heart of everything we do
- **No** behavioral or **regional biases** in the team, very diversified passionate research skill set

ESG Integration

- **ESG** integration and engagement make us **better informed** and reduces downside risks
- Close cooperation between Credit team and SI Center of Expertise

Sustainability in Fixed Income

	Flagship	SDG Credits	Climate Credits	Green Bonds
Focus	Unconstrained investing	Sustainable Development	Paris Alignment	Transition to a clean economy
Sustainability	ESG integration to provide downside protection, engagement on controversial behavior	Contribution to the 17 SDGs by screening the investable universe on alignment with the SDGs	Paris aligned investing within a 1.5°C global warming scenario, at the forefront of the transition	Financing the transition of companies, by investing in bonds with dedicated use of proceeds
Universe	Global/Euro Aggregate Corp	Global/Euro Aggregate Corp	Global Aggregate Corp	Green Bonds
Sector diversification	***	***	**	*
Green Bonds	-	*	*	***
Social Bonds	-	*	-	-
Engagement	***	***	***	***
% of the universe excluded	*	***	**	**
Benchmark	Mainstream	Mainstream	Paris Aligned Benchmark	Green Bond Index
Performance target[1]	110/80 bps[2]	100/70 bps[3]	80 bps	60 bps
Volatility	***	**	**	*
SFDR fund classification	Article 8: E&S promoting	Article 8: E&S promoting	Article 9: Sustainable investments	Article 9: Sustainable investments

Source: Robeco
[1]Excess return target, gross of fees, over a full credit cycle. In reality costs (such as management fees and other costs) are charged. These have a negative effect on the returns shown.
[2]Robeco Global Credits / Robeco Euro Credit Bonds. [3]RobecoSAM Global SDG Credits / RobecoSAM Euro SDG Credits. Sustainability disclosures based on October 2022 prospectus.
These indicative guidelines determined by Robeco are subject to change without prior notice. The restriction in the prospectus are at all times leading. The prospectus is available on request and free of charge from www.robeco.com

ROBECO

Investment Team

Global Credit team: Highly experienced, diverse & stable investment team

Credit Portfolio Managers (11)

Victor Verberk
CIO Fixed Income & SI
PM Investment Grade
Industry: 25 years

Reinout Schapers
Portfolio Manager
Investment Grade
Industry: 19 years

Evert Giesen
Portfolio Manager
Investment Grade
Industry: 25 years

Jan Willem de Moor
Portfolio Manager
Investment Grade
Industry: 29 years

Peter Kwaak
Portfolio Manager
Investment Grade
Industry: 24 years

Thu Ha Chow
PM Asian Credits
Singapore
Industry: 25 years

Sander Bus
Co-head Credit team
PM High Yield
Industry: 27 years

Roeland Moraal
Portfolio Manager
High Yield
Industry: 26 years

Christiaan Lever
Portfolio Manager
High Yield
Industry: 13 years

Patrick Bawlf
Portfolio Manager
Investment Grade
Industry: 28 years

Joost Breeuwsma
Portfolio Manager
Investment Grade
Industry: 5 years

Credit Research Analysts (28)

Taeke Wiersma
Head Credit Research
Industry: 27 years

Jan Willem Knoll
Financials
Industry: 24 years

Marijn Davidse
Financials
Industry: 17 years

Mariia Kuznetcova
Financials
Industry: 5 years

Randall Ho
EM Financials
Singapore
Industry: 6 years

Frank Reynaerts
Asian Credit
Singapore
Industry: 26 years

Jankees Ruizeveld
Co-head Credit Research
Telecom
Industry: 28 years

Frances Pang
Energy
Industry: 25 years

Alexandre Fuentes
Technology
Industry: 13 years

Roel Ewalds
Healthcare & Pharma
Industry: 10 years

Reade Kem
Paper & Chemicals
New York
Industry: 24 years

Tracy Wang
Asian Credit
Singapore
Industry: 16 years

Jaap Smit
Metals & Mining
Industry: 28 years

Amir Maani Shirazi
Consumer Cyclicals
Industry: 22 years

Daniel de Koning
Automotive
Industry: 12 years

Leeja van Bezouwen
Technology & Consumer
Industry: 4 years

Tom Nowak
Energy
New York
Industry: 23 years

Gino Beteta Vejarano
Green bonds
Industry: 9 years

Saepna Naick
Food & Beverage
Industry: 28 years

Ihor Okhrimenko
Utilities
Industry: 15 years

Stephen Verheul
Resources & Industrials
Industry: 11 years

Theodoros Koutsoulas
Financials
Industry: 2 years

Marian Pavlus
Healthcare & Media
New York
Industry: 22 years

Bank Loans / Private Placements
5 Investment professionals

Client Portfolio Managers (9)

Joop Kohler
Head FI CPM team
Client Portfolio Manager
Industry: 18 years

David Hawa
Client Portfolio Manager
Broad Fixed Income
Industry: 37 years

Erik Keller
Client Portfolio Manager
Investment Grade Credits
Industry: 24 years

Ralph Berkien
Client Portfolio Manager
Quant Fixed Income
Industry: 21 years

Rico Jumelet
Client Portfolio Manager
Investment Grade Credits
Industry: 10 years

CPMs & Investment Specialists
9 Investment professionals

Sustainability (~50)

Carola van Lamoen
Head Sustainable Investing
Industry: 21 years

Malene Christensen
Sustainable Investing
Client Portfolio Manager
Industry: 4 years

SI Research & Active Ownership
~50 Investment professionals

Global FI Macro (8)

Jamie Stuttard
Head Global FI Macro
Portfolio Manager
Industry: 25 years

Portfolio Managers & Strategists
8 Investment professionals

Quant Fixed Income (16)

Patrick Houweling, PhD
Co-head Quant FI
Portfolio Manager
Industry: 24 years

Quant FI Portfolio Managers
6 Investment professionals

Portfolio Engineering & Trading (31)

Erik van Leeuwen
Chief Operations Invest.
Head PET
Industry: 31 years

FI Technical & Operational PMs
7 Investment professionals

Paul van Overbeek
Head Fixed Income Trading
Fixed Income Trader
Industry: 24 years

Fixed Income & FX Traders
8 Investment professionals

Jacob Buitelaar
Head Data Engineering & Analytics
Industry: 16 years

Data Scientists & Engineers
15 Investment professionals

Source: Robeco

In-house Sustainable Investing Center of Expertise

Delivering SI expertise to our clients, our investment teams, the company and the broader market

Investments (200+ FTE)
Equity research
Fixed income research
Quant research
Portfolio management
Data science

The broader company
Sales
Client Services & Reporting
Product Development
IT Operations
Corporate communications
Marketing

Thought leadership (10 FTE)
Climate Strategist, Specialist, and Data Scientists
SDG Strategist
Impact Specialist
SI Data Strategist, Analyst and Scientists
SI Implementation Specialist

SI Research (19 FTE)
SI Analysts with sector specializations
SI Research Associates
SI Country Analyst

Active Ownership (18 FTE)
Engagement Specialists, Environmental
Engagement Specialists, Social
Engagement Specialists, Governance
Engagement Specialist, Controversies
Active Ownership Analysts, Proxy Voting

SI Client Portfolio Management (5 FTE)
Client Portfolio Managers
Investment Specialists

Source: Robeco

Investment Philosophy

Markets are prone to behavioral biases causing market inefficiencies

Mandate restrictions between high yield, investment grade and EM credit cause excess spread premia to exist in cross over

Investors extrapolate recent historic trends to justify understanding events

Fear and greed cycles exacerbate because of lack of understanding global macro situation

Source: Robeco

Market inefficiencies cause a value factor to exist in credit markets

The value factor is the driver of returns in investment grade credit

- This is a strong mean reversion factor of company and market risk premia
- Cheaper and shorter dated credits outperforms

We search for bonds that are too cheap due to market biases, and have strong potential to mean-revert

- Fundamental research to control risk
  - Research may show that a bond is actually cheap for a reason: the value trap

Risk-return enhanced factors
(USD Investment Grade Jan94-Dec18)

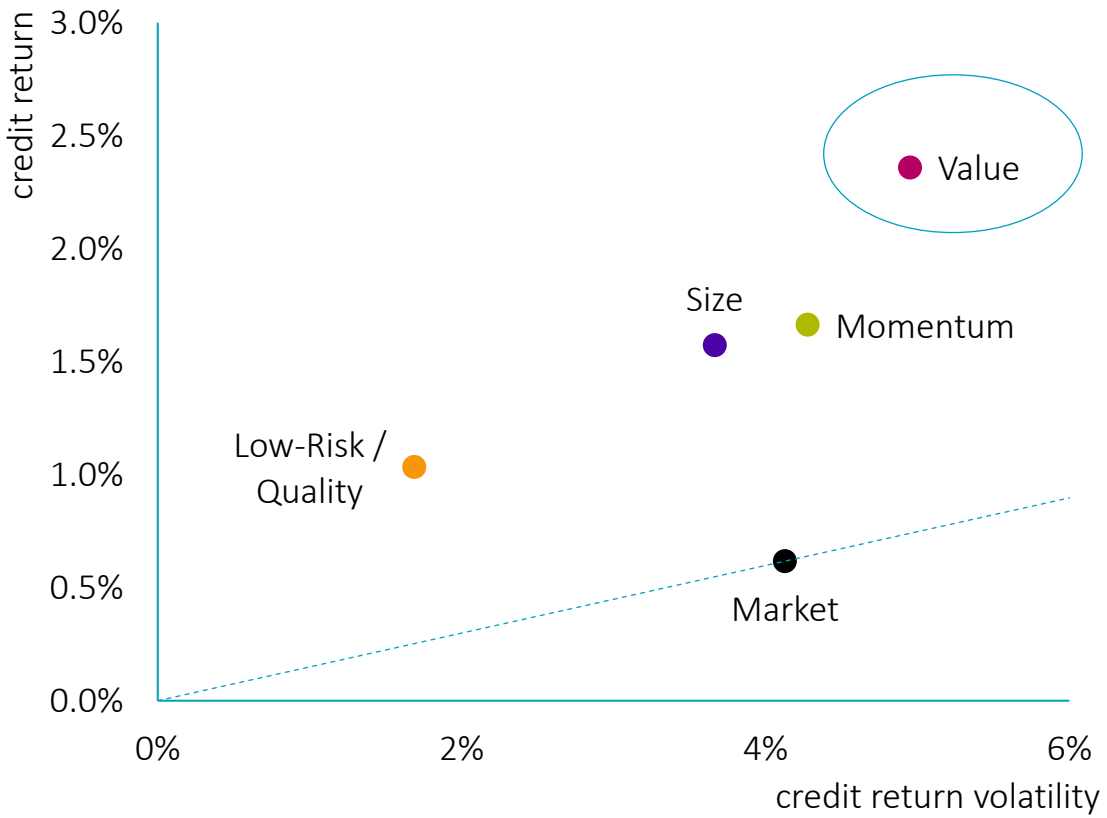

Sources: Robeco, Bloomberg. Decile portfolios constructed using Robeco factor definitions. Credit returns measured over duration-matched government bonds.
Above chart is for illustrative purposes and does not represent the performance of any specific Robeco investment strategy.

A truly global unconstrained philosophy finds value at any time of the business cycle

Understanding the fear and greed cycle via top-down macro analysis helps

- **Country value;** strong corporates in crisis countries often offer value…
- **Sector value;** strong corporates in weak sectors offer value…
- **Company value;** geopolitical events like elections or political turmoil offer value…

Usually the stronger companies mean revert in spread terms

2011
European Sovereign crisis
Enel

2012
Irish banking crises
AIB Allied Irish Bank

2014
Russian crisis and Krimea war
СБЕРБАНК Всегда рядом

2015
Shale Gaz & oil crisis Brazilian recession
VALE

2016
Metals & mining recovery Brexit Vote
BARCLAYS

2017
Trump election & Mexico turbulence
Mexichem.

2018
Turkish crisis & China tightening
GarantiBank

2020/2021
Covid-19 Pandemic
MARRIOTT

Source: Robeco.
These examples are for information purposes only and not intended to be an investment advice in any way

Applying core beliefs to monetize value

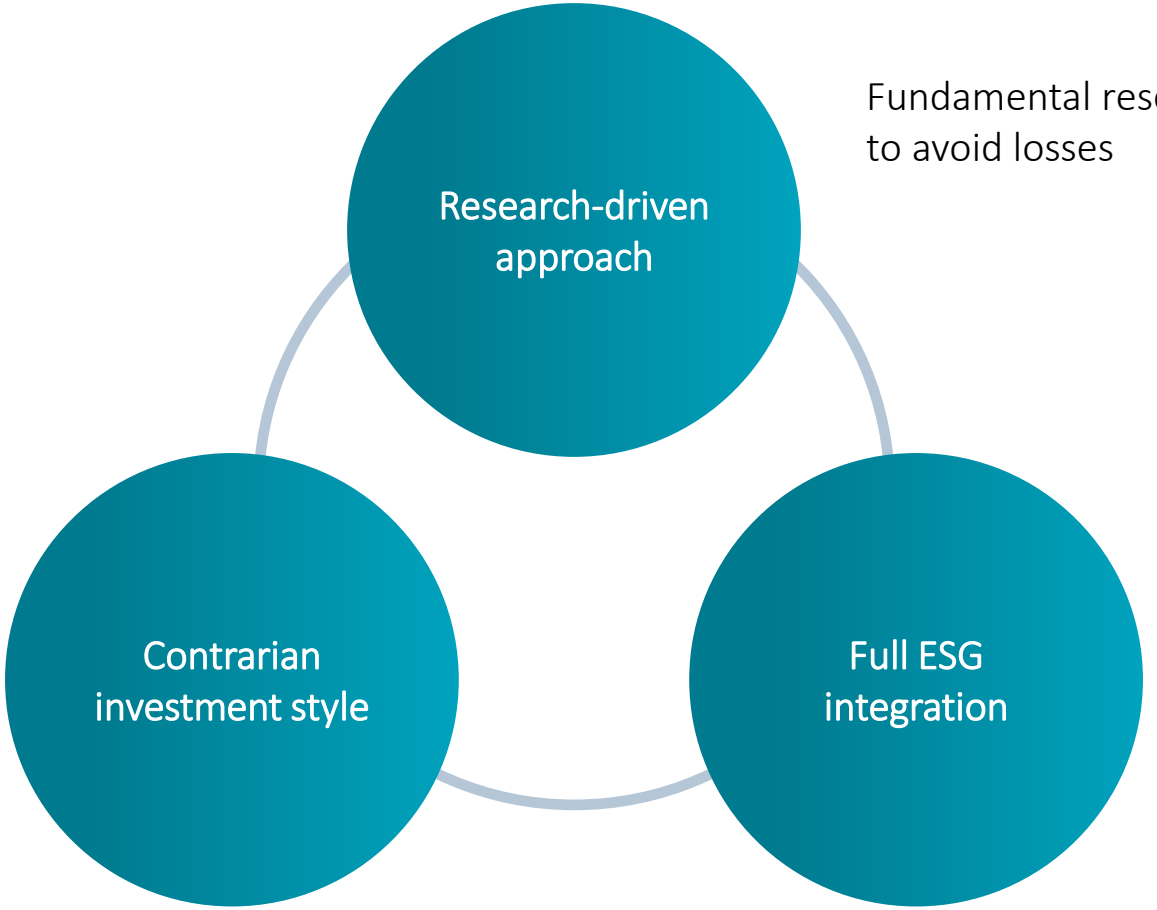

Fundamental research to avoid losses

Value factor monetized via mean reversion

ESG integration makes us better informed on downside risk

ROBECO

Research driven approach to avoid losses

“Every investment strategy should be research-driven” L.W.E. Rauwenhoff, Robeco’s first director, 1934

Quarterly outlook

ROBECO
The Investment Engineers

Credit Quarterly Outlook Q1 2023

From rates to ratings fears

- The market focus will shift from inflation to growth
- Spreads have not yet peaked (except for EUR swap spreads)
- We’re long quality as dispersion is set to increase

As our Global Macro team explained in their September 2022 outlook, ‘Twin Peaks’, in a hiking cycle that ultimately ends in recession, rates typically peak before credit spreads do. In particular, rates usually peak around the second-to-last Fed hike. We believe we are now in the valley between the two peaks. Rates have started to come down and may have peaked in some markets, while inflation is now easing. Credit spreads have also rallied a lot since mid-October but are set to rewiden when markets start anticipating a recession that would hit corporate health.

As the probability of a recession rises and becomes part of the consensus view, market dispersion will increase. The lower-quality end of the credit spectrum is likely to see an increased default rate while the higher end of the market could benefit from lower rates and a flight to quality. Once recession is fully priced in and spreads reach their own peak, that would be the time to go outright long, even in high yield. Typically, that point is reached well before default rates have peaked.

With increased supply of European government bonds we expect Euro swap spreads to tighten further. Since swap spreads are a large part of the total credit spread for Euro investment grade, we are comfortable with a modest long position in Euro investment grade markets, while being

Outlook
For professional investors
Q1 2023

Victor Verberk Ei Sander Bus
Co-heads Credit team

Jamie Stuttard
Credit Strategist

Country research

ROBECO

Indonesia

October 2021

Fundamental Score (range -4 to +4)	-1
Macro	0
Financial Health	-1
ESG	-1

Credit research

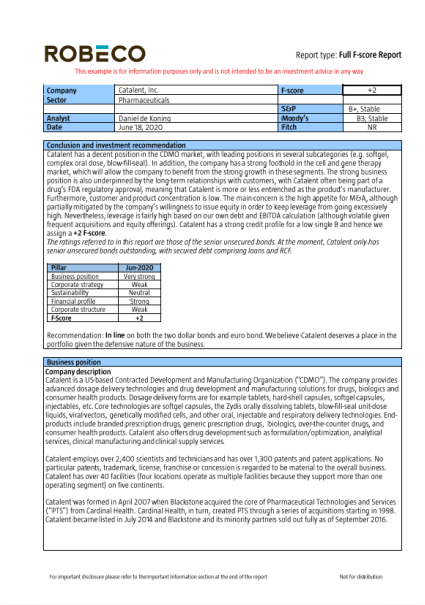

ROBECO

Report type: **Full F-score Report**

This example is for information purposes only and is not intended to be an investment advice in any way

Company	Catalent, Inc.	**F-score**	+2
Sector	Pharmaceuticals		
		S&P	B+, Stable
Analyst	Daniel de Koning	**Moody’s**	B3, Stable
Date	June 18, 2020	**Fitch**	NR

Conclusion and investment recommendation

Catalent has a decent position in the CDMO market, with leading positions in several subcategories (e.g. softgel, complex oral dose, blow-fill-seal). In addition, the company has a strong foothold in the cell and gene therapy market, which will allow the company to benefit from the strong growth in these segments. The strong business position is also underpinned by the long-term relationships with customers, with Catalent often being part of a drug’s FDA regulatory approval, meaning that Catalent is more or less entrenched as the product’s manufacturer. Furthermore, customer and product concentration is low. The main concern is the high appetite for M&A, although partially mitigated by the company’s willingness to issue equity in order to keep leverage from going excessively high. Nevertheless, leverage is fairly high based on our own debt and EBITDA calculation (although volatile given frequent acquisitions and equity offerings). Catalent has a strong credit profile for a low single B and hence we assign a **+2 F-score**.

The ratings referred to in this report are those of the senior unsecured bonds. At the moment, Catalent only has senior unsecured bonds outstanding, with secured debt comprising loans and RCF.

Pillar	Jun-2020
Business position	Very strong
Corporate strategy	Weak
Sustainability	Neutral
Financial profile	Strong
Corporate structure	Weak
F-Score	**+2**

Recommendation: **In line** on both the two dollar bonds and euro bond. We believe Catalent deserves a place in the portfolio given the defensive nature of the business.

Business position

Company description

Catalent is a US-based Contracted Development and Manufacturing Organization (“CDMO”). The company provides advanced dosage delivery technologies and drug development and manufacturing solutions for drugs, biologics and consumer health products. Dosage delivery forms are for example tablets, hard-shell capsules, softgel capsules, injectables, etc. Core technologies are softgel capsules, the Zydis orally dissolving tablets, blow-fill-seal unit-dose liquids, viral vectors, genetically modified cells, and other oral, injectable and respiratory delivery technologies. End-products include branded prescription drugs, generic prescription drugs, biologics, over-the-counter drugs, and consumer health products. Catalent also offers drug development such as formulation/optimization, analytical services, clinical manufacturing and clinical supply services.

Catalent employs over 2,400 scientists and technicians and has over 1,300 patents and patent applications. No particular patents, trademark, license, franchise or concession is regarded to be material to the overall business. Catalent has over 40 facilities (four locations operate as multiple facilities because they support more than one operating segment) on five continents.

Catalent was formed in April 2007 when Blackstone acquired the core of Pharmaceutical Technologies and Services (“PTS”) from Cardinal Health. Cardinal Health, in turn, created PTS through a series of acquisitions starting in 1998. Catalent became listed in July 2014 and Blackstone and its minority partnes sold out fully as of September 2016.

For important disclosure please refer to the important information section at the end of the report

Not for distribution

Sustainability

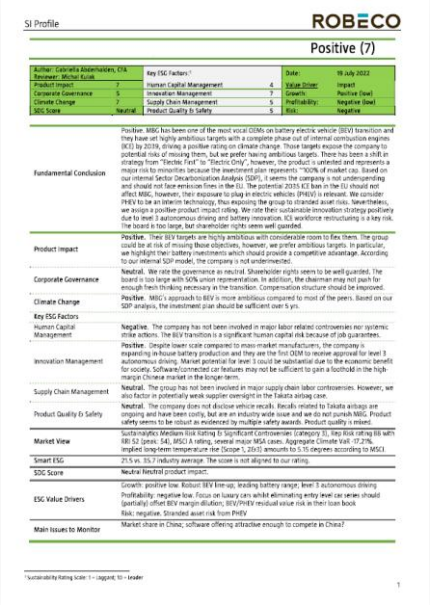

SI Profile

ROBECO

Positive (7)

Author: Colinetta Abdenhalden, CFA		Key ESG Factors[1]			Date:	19 July 2022	
Reviewer: Michel Kolak							
Product Impact	7	Human Capital Management	4	Value Driver:	Impact		
Corporate Governance	5	Innovation Management	7	Growth:	Positive (low)		
Climate Change	7	Supply Chain Management	5	Profitability:	Negative (low)		
SDG Score	Neutral	Product Quality & Safety	5	Risk:	Negative		

Fundamental Conclusion	Positive. MBG has been one of the most vocal OEMs on battery electric vehicle (BEV) transition and they have set highly ambitious targets with a complete phase out of internal combustion engines (ICE) by 2039, driving a positive rating on climate change. Those targets expose the company to potential risks of missing them, but we prefer having ambitious targets. There has been a shift in strategy from “Electric First” to “Electric Only”, however, the product is untested and represents a major risk to minorities because the investment plan represents ~100% of market cap. Based on our internal Sector Decarbonization Analysis (SDA), it seems the company is not underspending and should not face emission fines in the EU. The potential 2035 ICE ban in the EU should not affect MBG, however, their exposure to plug-in electric vehicles (PHEV) is relevant. We consider PHEV to be an interim technology, thus exposing the group to stranded asset risks. Nevertheless, we assign a positive product impact rating. We rate their sustainable innovation strategy positively due to their 3 autonomous driving and battery innovation. ICE workforce restructuring is a key risk. The board is too large, but shareholder rights seem well guarded.
Product Impact	Positive. Their BEV targets are highly ambitious with considerable room to flex them. The group could be at risk of missing those objectives, however, we prefer ambitious targets. In particular, we highlight their battery investments which should provide a competitive advantage. According to our internal SDP model, the company is not underinvested.
Corporate Governance	Neutral. We rate the governance as neutral. Shareholder rights seem to be well guarded. The board is too large with 50% union representation. In addition, the chairman may not push for enough fresh thinking necessary in the transition. Compensation structure should be improved.
Climate Change	Positive. MBG’s approach to BEV is more ambitious compared to most of the peers. Based on our SDP analysis, the investment plan should be sufficient over 5 yrs.
Key ESG Factors	
Human Capital Management	Negative. The company has not been involved in major labor related controversies nor systemic strike actions. The BEV transition is a significant human capital risk because of job guarantees.
Innovation Management	Positive. Despite lower scale compared to mass-market manufacturers, the company is expanding in-house battery production and they are the first OEM to receive approval for level 3 autonomous driving. Market potential for level 3 could be substantial due to the economic benefit for society. Software/connected car features may not be sufficient to gain a foothold in the high margin Chinese market in the longer term.
Supply Chain Management	Neutral. The group has not been involved in major supply chain labor controversies. However, we also factor in potentially weak supplier oversight in the Takata airbag case.
Product Quality & Safety	Neutral. The company does not disclose vehicle recalls. Recalls related to Takata airbags are ongoing and have been costly, but are an industry-wide issue and we do not punish MBG. Product safety seems to be robust as evidenced by multiple safety awards. Product quality is mixed.
Market View	Sustainalytics Medium Risk Rating & Significant Controversies (category 3), Reg Risk rating BB with BB-S3 (peer, S4), MSCI A rating, several major MSA cases. Aggregate Climate VaR -17.2%. Implied long-term temperature rise (Scope 1, 2&3) amounts to 5.15 degrees according to MSCI.
Smart ESG	21.5 vs. 35.7 industry average. The score is not aligned to our rating.
SDG Score	Neutral Neutral product impact.
ESG Value Drivers	Growth: positive low. Robust BEV line-up, leading battery range, level 3 autonomous driving. Profitability: negative low. Focus on luxury cars whilst eliminating entry level car series should (partially) offset BEV margin dilution; BEV/PHEV residual value risk in their loan book. Risk: negative. Stranded asset risk from PHEV
Main Issues to Monitor	Market share in China; software offering attractive enough to compete in China?

[1] Sustainability Rating Scale: 1 = Laggard; 10 = Leader

Source: Robeco.
These examples are for information purposes only and not intended to be an investment advice in any way

Investment Process

Investment Process: Well-structured and disciplined approach

Combining top down and bottom-up research

> Top-down view on credit markets to determine overall risk positioning

> Bottom-up fundamental research to identify the best investment opportunities

Longer-term risk budget 30%

Top-down analysis

Credit Quarterly Outlook

Credit beta target and portfolio themes

Longer-term risk budget 70%

Bottom-up analysis

Fundamental research

F-scores and portfolio recommendations

Portfolio construction

Portfolio Managers

> Issuer and bond selection

> Credit beta positioning

> Positioning overlay strategies

→

Risk management

Risk Management / Compliance

> Check on investment restrictions and specific fund guidelines

> Duration Times Spread

→

Portfolio implementation

Portfolio Managers / Traders

> Implementation with cash bonds and credit derivatives

> Duration and currency hedging

Source: Robeco

Credit Quarterly Outlook: Building a top-down view

Quarterly outlook approach focused on broader perspective

> Position in the market cycle most important

> How to position the portfolio given the current phase in the market cycle?

Assessing the credit markets from three different perspectives:

> Fundamentals

> Valuation

> Psychology, technical and liquidity

Output used to position portfolios in terms of:

> Credit Beta

> Thematic strategies

ROBECO
The Investment Engineers

Credit Quarterly Outlook Q1 2023

From rates to ratings fears

- The market focus will shift from inflation to growth
- Spreads have not yet peaked (except for EUR swap spreads)
- We're long quality as dispersion is set to increase

As our Global Macro team explained in their September 2022 outlook, 'Twin Peaks', in a hiking cycle that ultimately ends in recession, rates typically peak before credit spreads do. In particular, rates usually peak around the second-to-last Fed hike. We believe we are now in the valley between the two peaks. Rates have started to come down and may have peaked in some markets, while inflation is now easing. Credit spreads have also rallied a lot since mid-October but are set to rewiden when markets start anticipating a recession that would hit corporate health.

As the probability of a recession rises and becomes part of the consensus view, market dispersion will increase. The lower-quality end of the credit spectrum is likely to see an increased default rate while the higher end of the market could benefit from lower rates and a flight to quality. Once recession is fully priced in and spreads reach their own peak, that would be the time to go outright long, even in high yield. Typically, that point is reached well before default rates have peaked.

With increased supply of European government bonds we expect Euro swap spreads to tighten further. Since swap spreads are a large part of the total credit spread for Euro investment grade, we are comfortable with a modest long position in Euro investment grade markets while being

Outlook
For professional investors
Q1 2023

Victor Verberk & Sander Bus
Co-heads Credit team

Jamie Stuttard
Credit Strategist

Source: Robeco
These examples are for information purposes only and not intended to be an investment advice in any way

Fundamental credit analysis: In-depth & comprehensive

Taking the extra step to research all relevant company characteristics

The Fundamental score

Robeco's proprietary method to assess the pure credit quality of the company, independent from the relative value

Credit analysts

Assign the Fundamental score [-3 to +3] based on an issuer's relative credit fundamentals given its rating

Give investment recommendation (underperform, in line or outperform) based on valuation in relation to its fundamentals

> Fundamental score discussed and validated in around 500 credit committees yearly

Source: Robeco.
These examples are for information purposes only and not intended to be an investment advice in any way

Fundamental credit analysis: Investment recommendations

Internal F-scores versus relative value

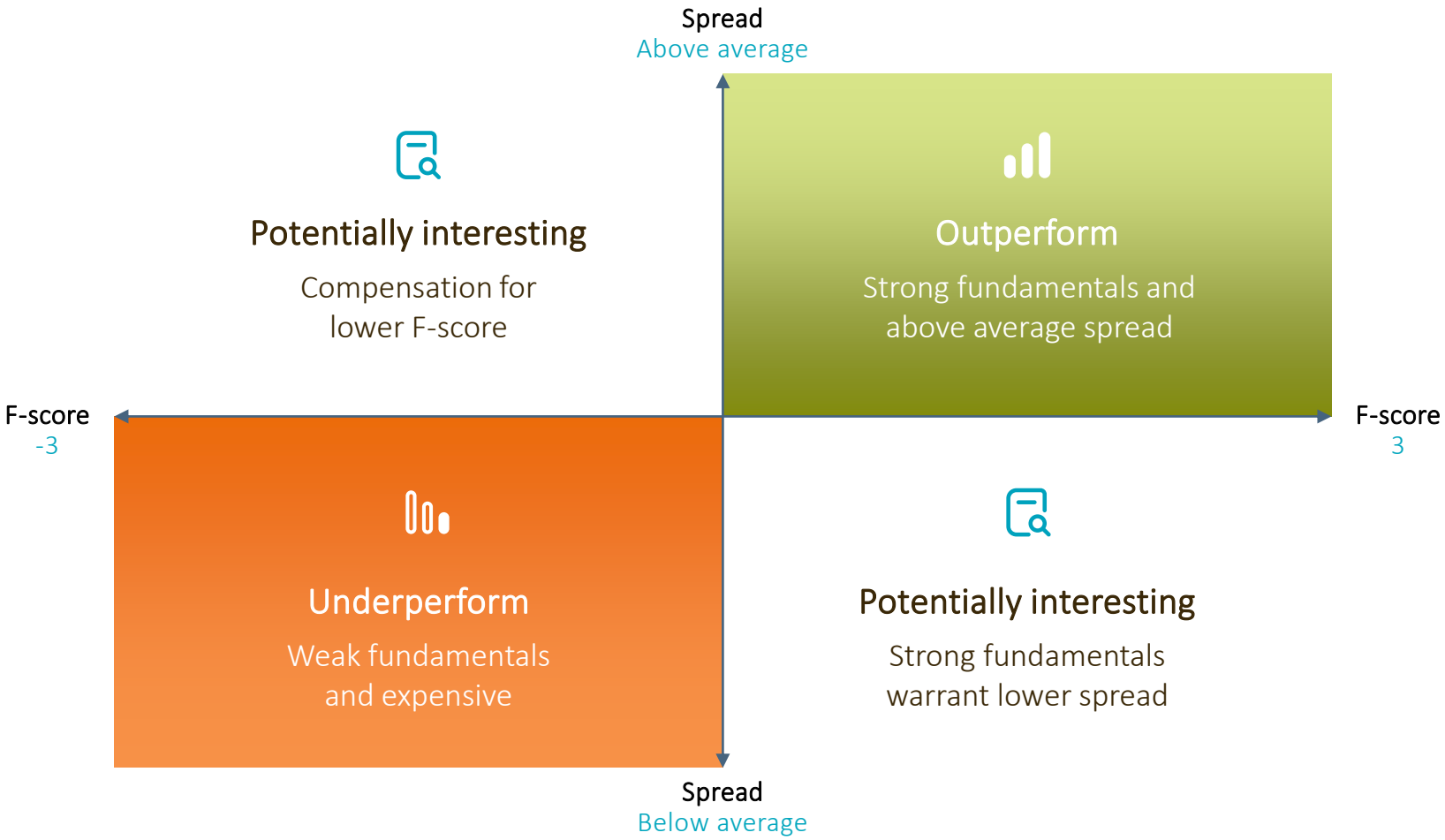

Investment decision

Based on the relative value given the credit rating and F-score

Source: Robeco.
These examples are for information purposes only and not intended to be an investment advice in any way

Fundamental credit analysis: ESG integration

Using ESG insights to better assess downside risks in credits

ESG Profile

- Product impact
- Governance
- Other (key) ESG factors
- Climate score

Assessing the impact of ESG by focusing on what is material

1	Identify	What are the relevant key ESG factors?
2	Analyze	How is the firm exposed to key ESG factors?
3	Quantify	Impact ESG factors on F-score

Source: Robeco.
These examples are for information purposes only and not intended to be an investment advice in any way

Fundamental credit analysis: ESG integration

Assess impact of ESG factors on fundamental view

ESG Profile

Contribution ESG factors to Fundamental scores

24%

of F-scores

Impacted by the company's ESG profile

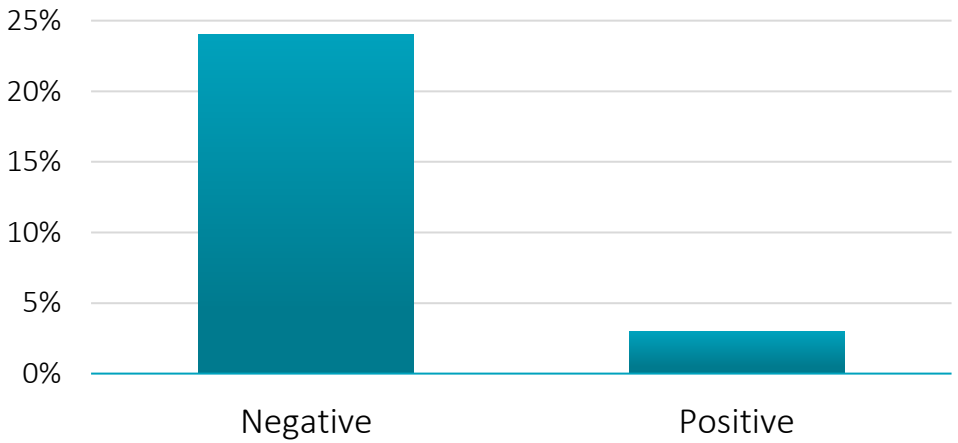

Source: Robeco. Data April 2021
These examples are for information purposes only and not intended to be an investment advice in any way

Investment example: large multinational universal bank

F-score +1, driven by strong business position

Top-down analysis:

> From a top-down perspective we currently have a constructive view on the European banking sector, driven by:

> Banks are partly shielded as some credit losses will end up at the government due to state-backed lending programs for SMEs instituted during the Covid crisis.

> Capitalizations have improved significantly over the past decade, driven by regulations.

> Valuations are at attractive levels, well above long-term median levels.

> Some banks could benefit from rising interest rates.

Bottom-up analysis:

> This bank is a major global financial services provider with a diversified product offering, headquartered in the United Kingdom.

> Credit fundamentals are slightly stronger than average for the current BBB rating implies, the F-score is +1.

> Bonds are trading at attractive spread levels compared to similar rated bonds.

Portfolio implementation

> Recently added this bank's AT1 CoCo to increase the portfolios' beta.

> This AT1 CoCo has high back-end spreads, which is important with respect to extension risk.

Source: Robeco
These examples are for information purposes only and are not intended to be an investment advice in any way.

Investment example: global chemical company

F-score +1, driven by strong business position

Top-down analysis:

> Neutral view on the chemicals sector. Hence exposure to the chemicals sector is exclusively driven by bottom-up issuer selection.

Bottom-up analysis

> This company is a global chemicals producer, headquartered in the United States.

> Credit fundamentals are slightly stronger than average for the current BBB- rating implies, the F-score is +1.

> Bonds are trading at attractive spread levels compared to similar rated bonds, due to M&A activity and higher expected leverage.

> However, deleveraging prospects appear very strong.

Portfolio implementation

> Recently participated in newly issued 7-year senior bond.

> Bond has been issued at very attractive spread levels including new issue premium of 42.5 bps, because the company was a forced seller in the currently choppy market.

Source: Robeco
These examples are for information purposes only and are not intended to be an investment advice in any way.

Portfolio Construction and Risk Management

Global Credit Research: Unconstrained and tactical off benchmark positions

Core portfolio is investment grade. When risk reward is more attractive we take off benchmark positions

Value Investing

- Most research intensive examples
- Coordinated effort analysts

Securitized

- AAA ABS
- Enhance liquidity
- Reduce credit risk

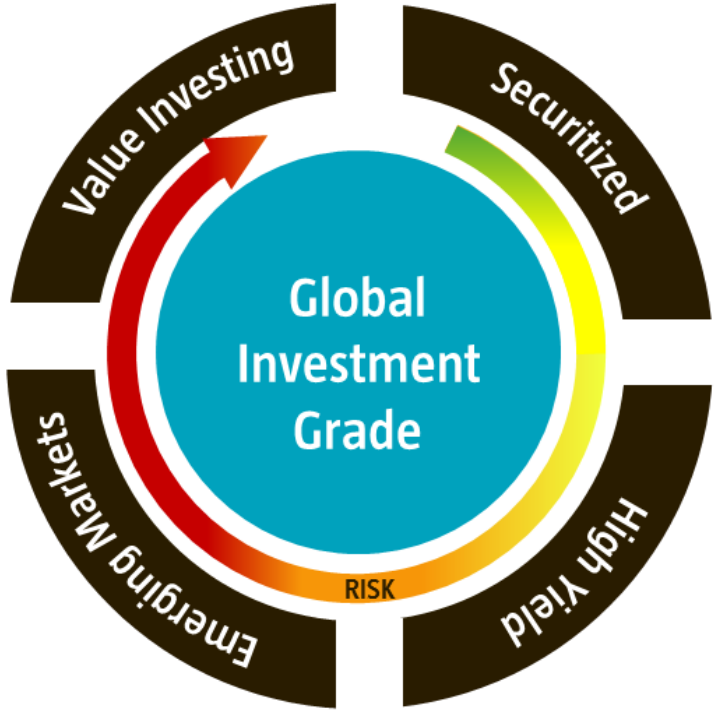

Tactical Emerging Credit

- Sovereign or Corporate bond
- Capture superior risk premium due to country risk

Tactical High Yield

- Rising stars (BB)
- Cross Over Premium (split rated)
- When risk premium has reverted back to investment grade

Source: Robeco. These examples are for information purposes only and not intended to be an investment advice in any way

Portfolio Construction: Formal market review cycles

Decision making is based on daily informal communication in combination with regular team meetings

Regular meetings

Monday	Tuesday	Wednesday	Thursday	Friday
Asia morning call	Asia morning call	Asia morning call	Asia morning call	Asia morning call
Fixed Income Market Round (weekly) Market developments	Portfolio Manager meeting (weekly) Discuss market and positioning	Sector meetings (monthly) Review of issuer exposures in light of market trends	Credit Quarterly Outlook (quarterly) Top-down view of credit cycle and risk positioning	Portfolio Manager meeting (weekly) Looking for new global value opportunities

Credit Committees
(~500 per year)

Fundamental score discussed and validated

Source: Robeco
For illustrative purposes only

Risk management: State-of-the-art risk monitoring

Pioneer in credit risk management systems

Proprietary Credit Risk Model to monitor issuers and model portfolios

> Use of spreads to capture market, sector and issuer volatility

> Model captures time-varying volatility

Fully automated daily reporting on portfolio's tracking error positioning

Credit Risk Model: output example

Risk points (DTS)
Instrumental for Portfolio Managers

	Weight (w)			Spread (s)			Spread-duration (sd)			Risk points (w) x (s) x (sd)		
Rating	Port	BM	Delta	Port	BM	Delta	Port	BM	Delta	Port	BM	Delta
AAA	7.4%	0.4%	7.0%	28	61	-33	3.6	7.4	-3.8	13	2	11
AA	8.5%	9.7%	-1.2%	65	66	-2	3.8	4.5	-0.7	23	32	-9
A	26.5%	38.0%	-11.6%	100	90	10	5.3	5.4	-0.1	147	205	-58
BBB	47.4%	51.6%	-4.3%	147	137	11	5.5	5.1	0.4	408	406	2
Other	2.2%	0.2%	2.0%	617	187	430	-2.2	14.8	-17.0	42	4	37
Total	92.0%	100.0%	-8.0%	113	112	1	5	5	0	632	649	-17

Credit Beta ≈ 0.97

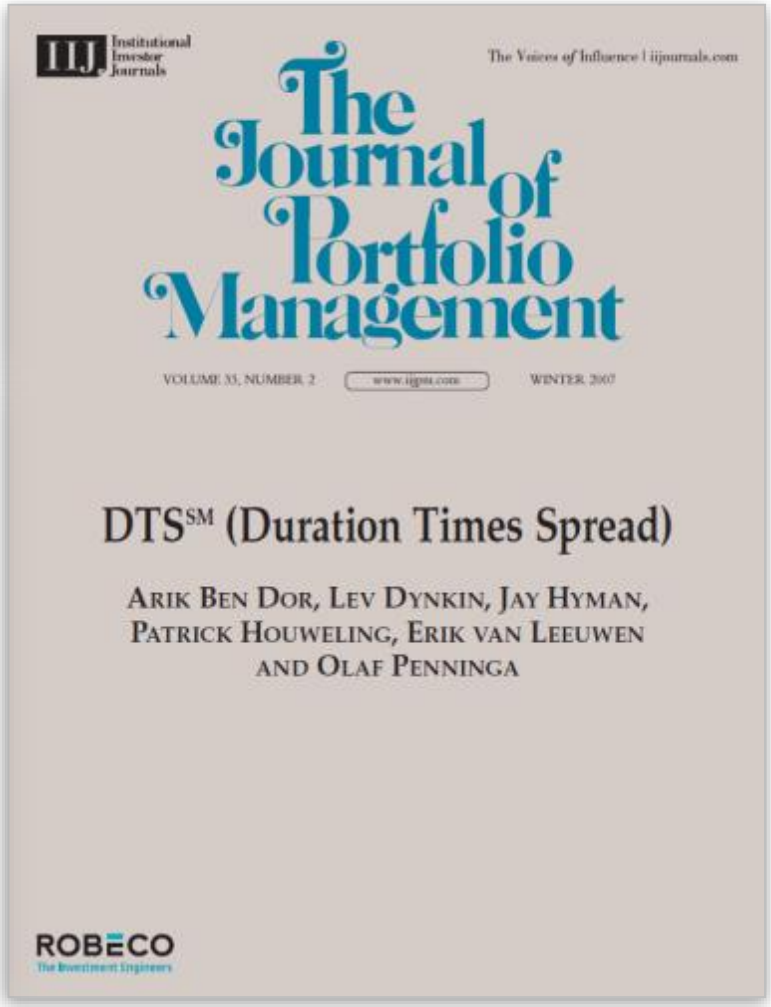

For illustrative purposes only. Source: Robeco Credit Risk Model, data as of end of June 2019.
This example is for information purposes only and not intended to be an investment advice in any way
https://www.robeco.com/en/insights/2019/06/duration-times-spread-a-measure-of-spread-exposure-in-credit-portfolios.html

Risk Management: Key part of our investment process

Internal guidelines

Type of risk		Portfolio Implementation
Credit Risk	Highly experienced & focused analyst team	
	Diversified investment approach, focus on avoiding losers	
	Concentration limits per issuer (absolute)	AAA-A: 3%, BBB and lower: 2%
Market Risk	Risk points methodology allows for sophisticated monitoring	
	Maximum ex-ante tracking error	5%
Off benchmark	Maximum non-core investment grade exposure	20% Securitized, 20% HY and 20% EM. Together max 33%
Interest Rate Risk	Deviation versus the benchmark	Approximately +/- 0.5 years duration
Liquidity Risk	Portfolio holdings	Approximately 150 issuers
	Maximum exposure single issuer	No more than 10% of outstanding issuer
	Trading costs related to fund inflows	Partial swing pricing may be applied at investment
Counterparty Risk	Interest rate swaps	Central clearing
	Credit default swaps	Central clearing where possible, otherwise traded with approved counterparty list (rated A or higher) and covered by ISDAs and CSAs (daily exchange of cash collateral)
Operational Risk	Monitoring by Group Risk Management	Independent supervision
	Compliance	Automated pre- and post-trade guideline compliance in Charles River Trading System
Currency Risk	Currency hedged	EUR, USD and CHF hedged share classes (or other at request)

Source: Robeco. Robeco Global Credits

These internal guidelines determined by Robeco are subject to change without prior notice. The restriction in the prospectus are at all times leading. The prospectus is available on request and free of charge from www.robeco.com

Portfolio Implementation: Trading and Execution

Dedicated Fixed Income and FX traders

- Seasoned team with experience in trading the full range of instruments
- Located close to the portfolio managers to facilitate constant dialogue
- Closely connected to broker community and industry groups

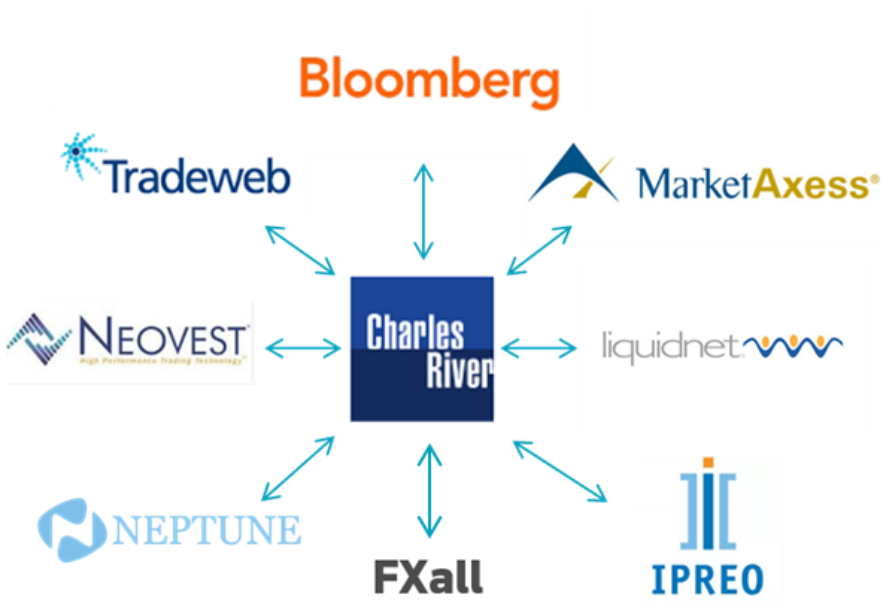

Best in class systems and execution

- Using state of the art trading systems and tooling
- Adapting to changing regulations
- Beating market indicators in realized trading costs based on proprietary TCA analysis

Giving access to liquidity

- Access to a wide range of liquidity sources by using over 50 counterparties
- Connected to main major trading platforms Bloomberg, Tradeweb, MarketAxess, Neovest
- Connected to crossing platforms Market Axess Open Trading, Tradeweb AiEX, ICAP TrueQuote

Portfolio Positioning

Positioning: Segment & Region

Robeco Global Credits

Segment allocation (Absolute weight)

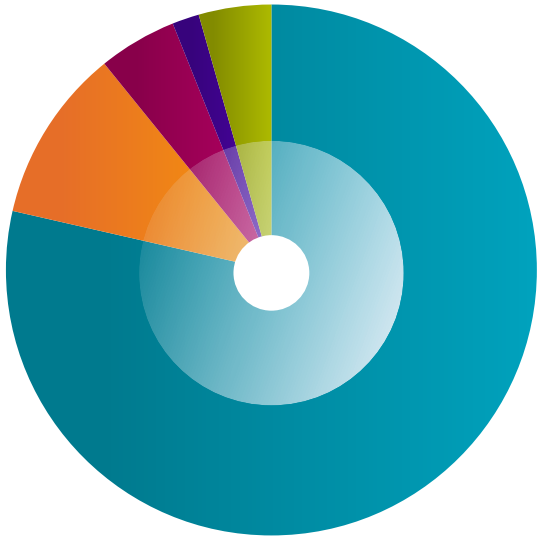

Investment Grade	76%
High Yield	10%
Emerging Markets IG	5%
Emerging Markets HY	2%
Securitized	4%

Region allocation (Absolute weight)

North America	36%
Europe ex-UK	38%
United Kingdom	11%
Other Developed	6%
Emerging	6%

Source: Robeco. Portfolio: Robeco Global Credits. Data end of December 2022.
Note: Absolute weight based on market value, excluding cash. This example is for information purposes only and not intended to be an investment advice in any way.

Positioning: Sector

Robeco Global Credits

Sector allocation (Absolute weight)

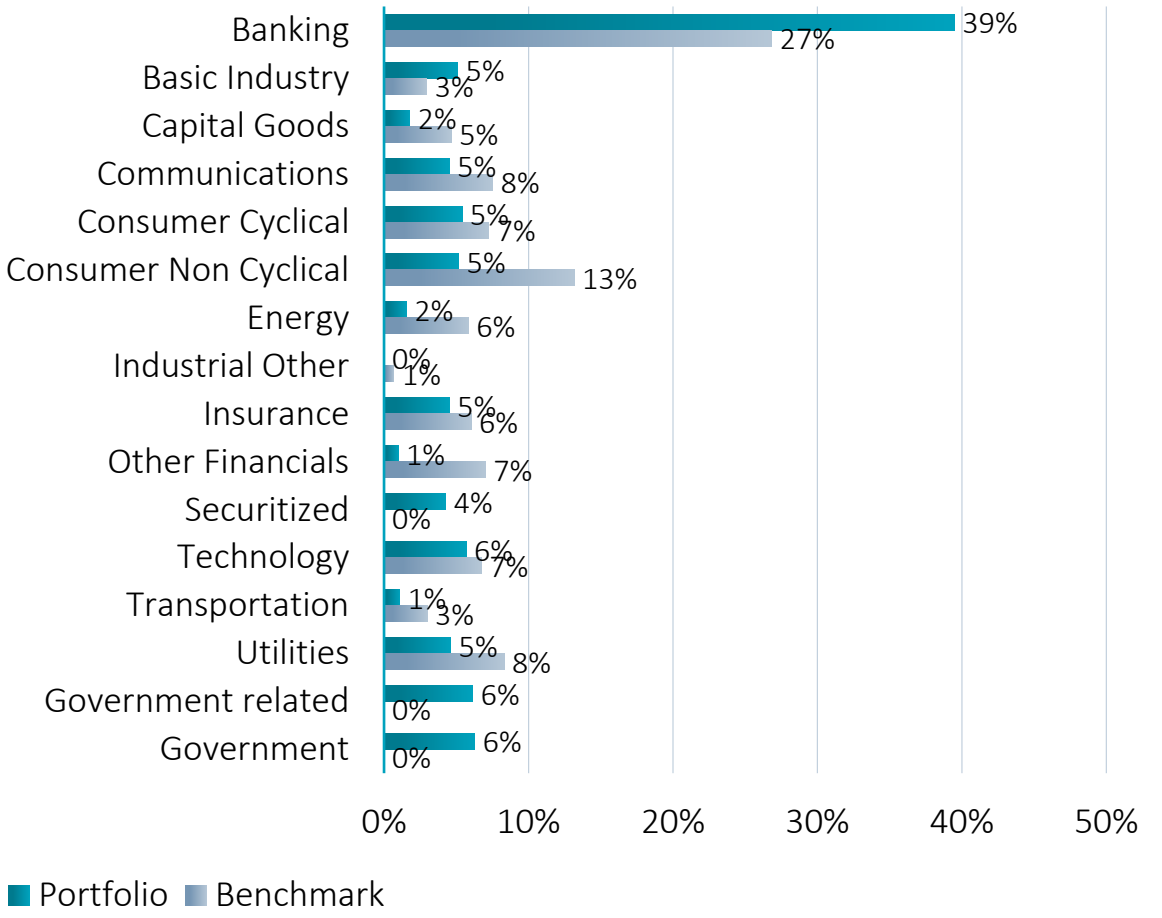

Sector allocation (Relative risk points)

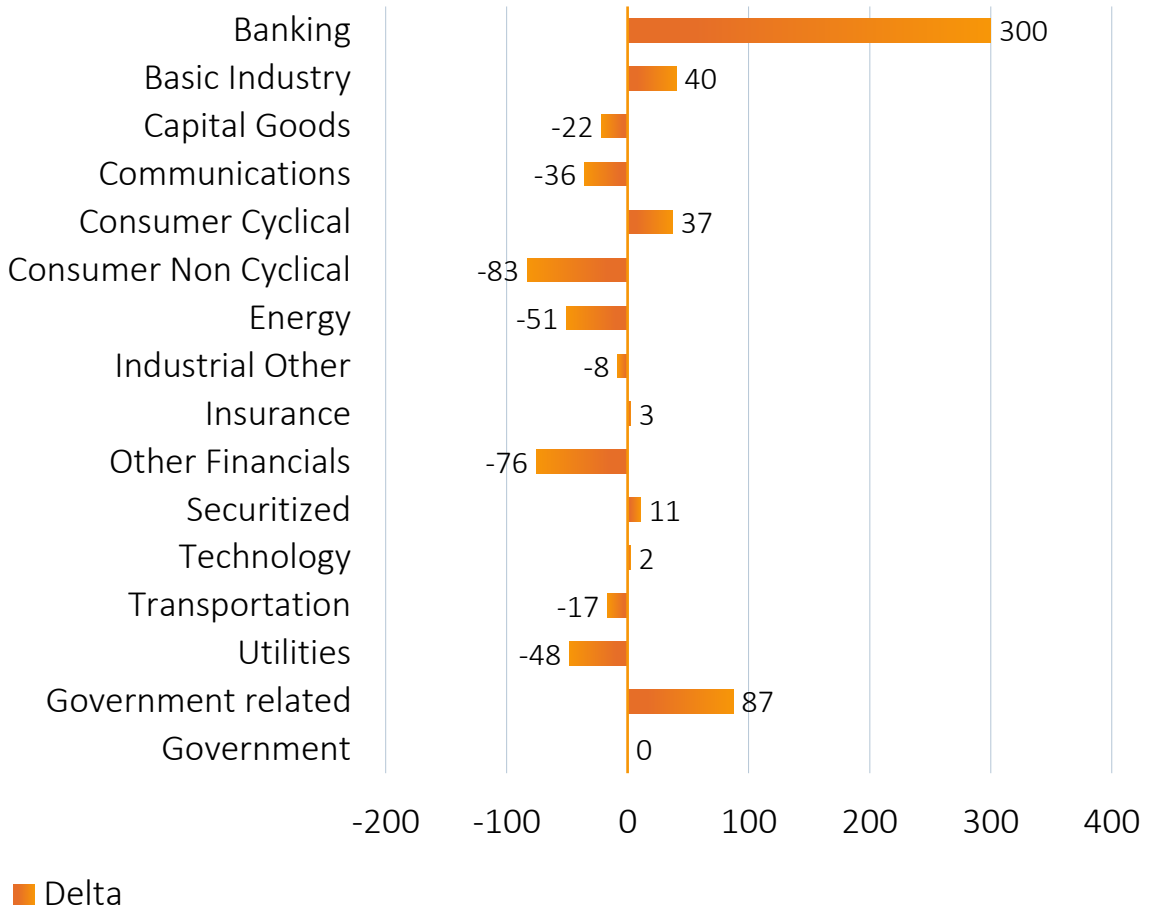

Source: Robeco, Bloomberg. Portfolio: Robeco Global Credits. Benchmark: Bloomberg Global Aggregate - Corporates. Data end of December 2022.
This example is for information purposes only and not intended to be an investment advice in any way.

Positioning: Rating & Currency

Robeco Global Credits

Rating allocation (Absolute weight)

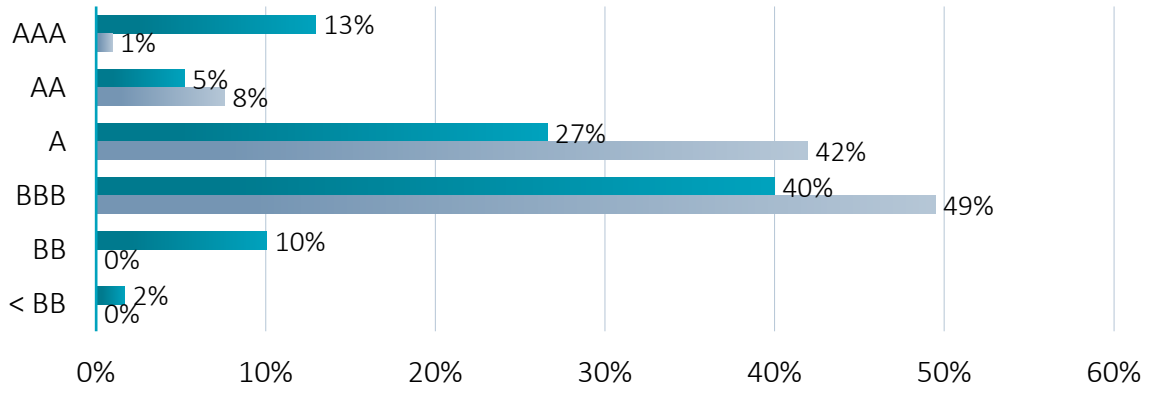

Rating allocation (Relative risk points)

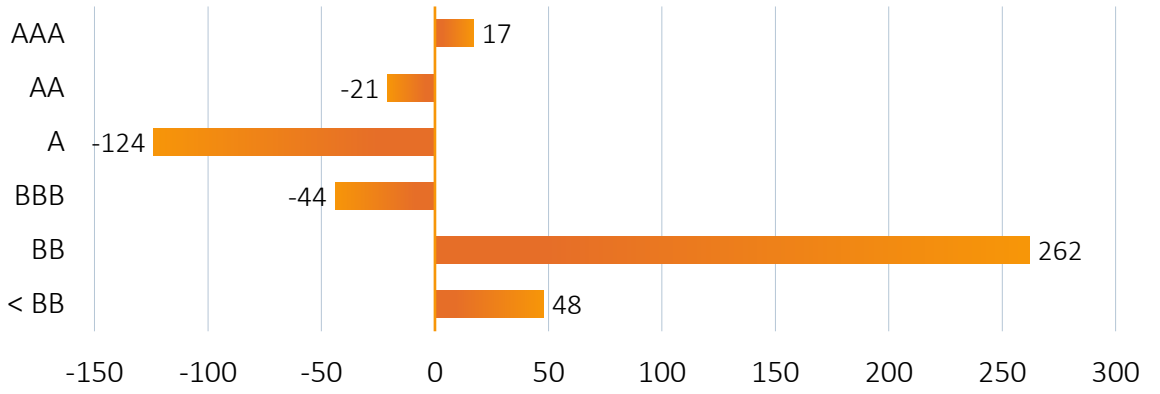

Currency denomination (Absolute weight)

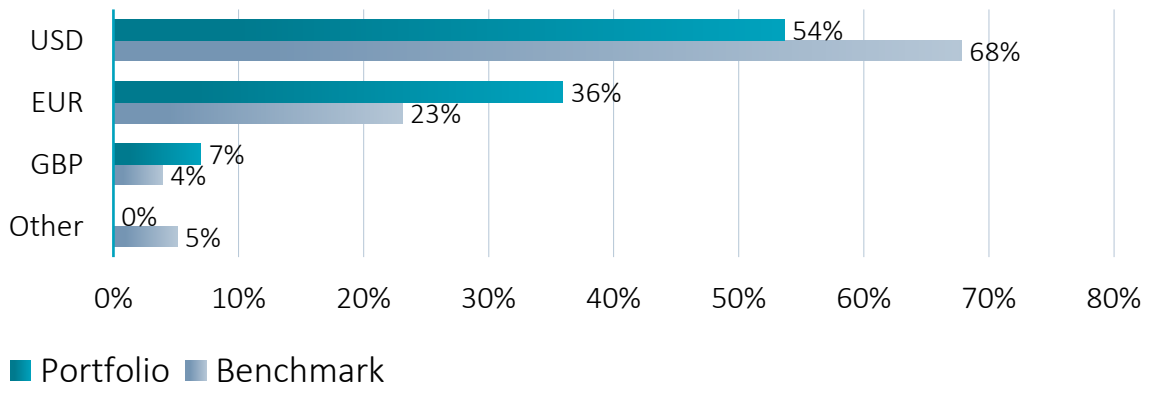

Currency denomination (Relative risk points)

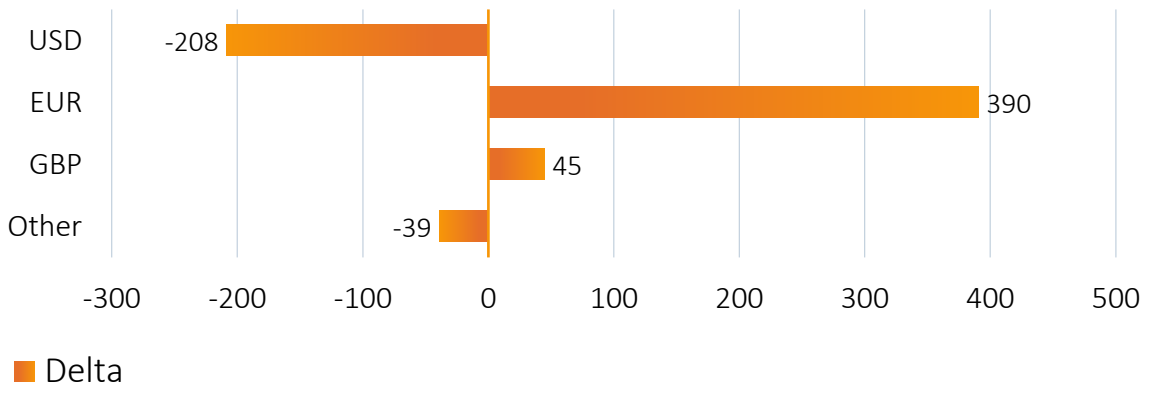

Source: Robeco, Bloomberg. Portfolio: Robeco Global Credits. Benchmark: Bloomberg Global Aggregate - Corporates. Data end of December 2022.
This example is for information purposes only and not intended to be an investment advice in any way

Positioning: Top 10
Robeco Global Credits

Top 10 active positions (Relative risk points)

		Market value weight			Risk points		
Issuer	Sector	Portfolio	Benchmark	Delta	Portfolio	Benchmark	Delta
Electricite de France SA	Government related	0.8%	0.0%	0.8%	32	0	32
Raiffeisen Bank International AG	Banking	0.7%	0.0%	0.6%	32	1	32
Banco de Sabadell SA	Banking	1.1%	0.0%	1.0%	31	0	30
Banco Santander SA	Banking	1.7%	0.4%	1.2%	32	3	29
NatWest Group PLC	Banking	1.6%	0.3%	1.2%	32	3	29
Deutsche Bank AG	Banking	1.4%	0.4%	0.9%	30	5	25
Barclays PLC	Banking	1.7%	0.5%	1.1%	29	6	24
Carnival Corp	Consumer Cyclical	0.7%	0.0%	0.7%	24	0	24
Celanese US Holdings LLC	Basic Industry	1.1%	0.1%	1.0%	20	1	19
TenneT Holding BV	Government related	0.9%	0.0%	0.9%	18	0	18

Source: Robeco, Bloomberg. Portfolio: Robeco Global Credits. Benchmark: Bloomberg Global Aggregate - Corporates. Data end of December 2022.
This example is for information purposes only and not intended to be an investment advice in any way.

Positioning: Beta

Robeco Global Credits

Historical Beta

Source: Robeco, Bloomberg. Portfolio: Robeco Global Credits. Benchmark: Bloomberg Global Aggregate - Corporates.
These examples are for information purposes only and are not intended to be an investment advice in any way.

Positioning: Characteristics

Robeco Global Credits

Characteristics	Portfolio	Benchmark	Difference
Yield to Worst (Unhedged)	5.7%	5.2%	0.5%
Yield to Worst (Hedged to EUR)	4.2%	3.3%	0.9%
Yield to Worst (Hedged to USD)	6.8%	5.9%	0.9%
Yield to Worst (Hedged to GBP)	5.9%	5.0%	0.9%
Interest rate duration (OAD in years)	6.1	6.1	0.0
Spread duration (OASD in years)	4.8	6.3	-1.5
Credit spread (OAS in bps)	224	147	77
Coupon	3.4%	3.2%	0.1%
DTS beta	1.19	1.00	
Numbers of issuers	181	2,101	
Average rating	A2/A3	A3/BAA1	

Source: Robeco, Bloomberg. Portfolio: Robeco Global Credits. Benchmark: Bloomberg Global Aggregate - Corporates. Data end of December 2022.
This example is for information purposes only and not intended to be an investment advice in any way.

Performance

Performance
Robeco Global Credits

Annualized performance (Hedged into EUR)	YTD	1 Year	3 Years	5 Years	7 Years	Since Jul-14
Robeco Global Credits	-16.37%	-16.37%	-3.11%	-0.66%	0.98%	1.34%
Benchmark	-16.31%	-16.31%	-4.24%	-1.59%	0.01%	0.22%
Relative performance	-0.05%	-0.05%	1.13%	0.93%	0.97%	1.12%
Tracking error		1.29%	1.33%	1.12%	1.08%	1.05%
Information ratio		-0.04	0.85	0.83	0.90	1.07

Calendar year performance (Hedged into EUR)	2022	2021	2020	2019	2018	2017
Robeco Global Credits	-16.37%	-1.06%	9.92%	10.23%	-3.50%	4.88%
Benchmark	-16.31%	-1.69%	6.73%	9.24%	-3.76%	3.66%
Relative performance	-0.05%	0.62%	3.19%	0.98%	0.26%	1.22%

The currency in which the past performance is displayed may differ from the currency of your country of residence. Due to exchange rate fluctuations the performance shown may increase or decrease if converted into your local currency. Periods shorter than one year are not annualized. The value of your investments may fluctuate. Past performance is no guarantee of future results. Returns gross of fees, based on gross asset value. In reality costs (such as management fees and other costs) are charged. These have a negative effect on the returns shown.

Source: Robeco, Bloomberg. Portfolio: Robeco Global Credits IH-EUR Share Class. Benchmark: Bloomberg Global Aggregate - Corporates. All figures in EUR. Data end of December 2022.

Performance
Robeco Global Credits

Annualized performance (Hedged into USD)	YTD	1 Year	3 Years	5 Years	7 Years	Since Dec-14
Robeco Global Credits	-14.16%	-14.16%	-1.47%	1.50%	3.03%	2.99%
Benchmark	-14.11%	-14.11%	-2.65%	0.55%	2.06%	1.78%
Relative performance	-0.05%	-0.05%	1.18%	0.95%	0.97%	1.20%
Tracking error		1.29%	1.32%	1.12%	1.06%	1.04%
Information ratio		-0.04	0.90	0.86	0.91	1.15

Calendar year performance (Hedged into USD)	2022	2021	2020	2019	2018	2017
Robeco Global Credits	-14.16%	-0.26%	11.73%	13.44%	-0.72%	6.99%
Benchmark	-14.11%	-0.79%	8.26%	12.51%	-1.00%	5.70%
Relative performance	-0.05%	0.53%	3.47%	0.93%	0.28%	1.29%

The currency in which the past performance is displayed may differ from the currency of your country of residence. Due to exchange rate fluctuations the performance shown may increase or decrease if converted into your local currency. Periods shorter than one year are not annualized. The value of your investments may fluctuate. Past performance is no guarantee of future results. Returns gross of fees, based on gross asset value. In reality costs (such as management fees and other costs) are charged. These have a negative effect on the returns shown.

Source: Robeco, Bloomberg. Portfolio: Robeco Global Credits DH-USD Share Class. Benchmark: Bloomberg Global Aggregate - Corporates. All figures in USD. Data end of December 2022.

Performance
Robeco Global Credits

Annualized performance (Hedged into GBP)	YTD	1 Year	3 Years	5 Years	Since Jun-16
Robeco Global Credits	-15.46%	-15.46%	-2.28%	0.36%	1.28%
Benchmark	-15.26%	-15.26%	-3.46%	-0.63%	0.39%
Relative performance	-0.20%	-0.20%	1.18%	0.99%	0.89%
Tracking error		1.29%	1.29%	1.08%	1.02%
Information ratio		-0.15	0.91	0.92	0.88

Calendar year performance (Hedged into GBP)	2022	2021	2020	2019	2018	2017
Robeco Global Credits	-15.46%	-0.44%	10.87%	11.59%	-2.24%	5.56%
Benchmark	-15.26%	-0.98%	7.24%	10.60%	-2.66%	4.55%
Relative performance	-0.20%	0.54%	3.63%	0.99%	0.42%	1.01%

The currency in which the past performance is displayed may differ from the currency of your country of residence. Due to exchange rate fluctuations the performance shown may increase or decrease if converted into your local currency. Periods shorter than one year are not annualized. The value of your investments may fluctuate. Past performance is no guarantee of future results. Returns gross of fees, based on gross asset value. In reality costs (such as management fees and other costs) are charged. These have a negative effect on the returns shown.

Source: Robeco, Bloomberg. Portfolio: Robeco Global Credits FH-GBP Share Class. Benchmark: Bloomberg Global Aggregate - Corporates. All figures in GBP. Data end of December 2022.

Performance: Robeco Global Credits

Bull - Bear market analysis

Robeco Global Credits successful in all market circumstances

> Value tilt delivers strong outperformance in both bull and bear markets

> Contrarian style, non-consensus trades and tactical beta overlay helps to beat benchmark returns

Spread analysis

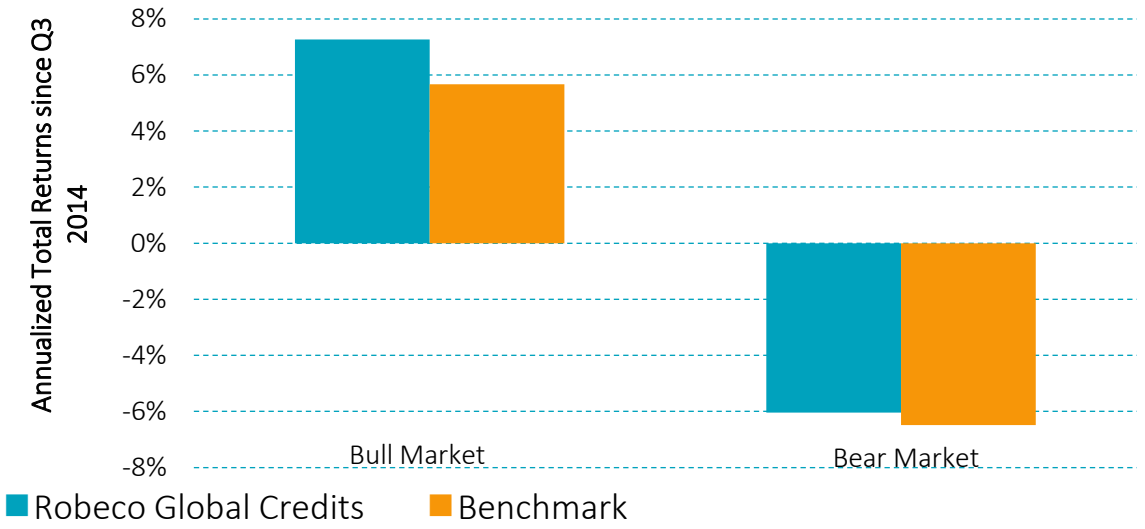

Excess return analysis

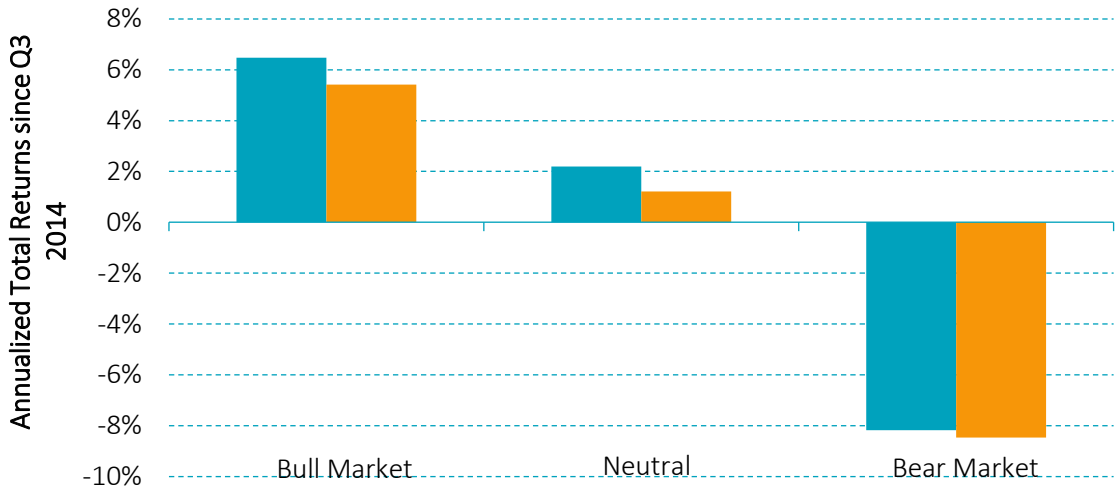

The currency in which the past performance is displayed may differ from the currency of your country of residence. Due to exchange rate fluctuations the performance shown may increase or decrease if converted into your local currency. Periods shorter than one year are not annualized. The value of your investments may fluctuate. Past performance is no guarantee of future results. Returns gross of fees, based on gross asset value. In reality costs (such as management fees and other costs) are charged. These have a negative effect on the returns shown.

Source: Bloomberg, Robeco. Bull market: spread tightening. Bear market: spread widening.
Benchmark: Bloomberg Global Aggregate - Corporates. All figures in EUR. Data end of October 2022.
The value of your investments may fluctuate. Results obtained in the past are no guarantee for the future.

Source: Bloomberg, Robeco. Periods are equally distributed

Key Takeaways

Research driven approach	> High quality fundamental credit research to manage risk and identify opportunities > Experienced and well resourced global credit team > Pioneers in developing innovative investment & risk models
ESG Integration	> ESG is consistently integrated into all our fundamental credit strategies > Integration of sustainability information reduces downside risks > Close cooperation between Credit team and SI Center of Expertise
Contrarian investment style	> Market inefficiencies cause a value factor to exist in credit markets > Take well-researched non-consensus positions that consistently generate alpha > Truly global unconstrained approach to capture global value opportunities

Appendix

Characteristics
Robeco Global Credits

Characteristics	Description
Name	Robeco Global Credits
Portfolio Manager	Victor Verberk, Reinout Schapers
Assets under Management	USD 2.7 billion / EUR 2.6 billion
Inception	June 2014
Universe	Global Investment Grade Credits (including Emerging Markets)
Benchmark	Bloomberg Global Aggregate - Corporates
Ex-ante tracking error	Maximum 5%
Legal status	Investment company with variable capital incorporated under Luxembourg law
UCITS IV	Yes

Source: Robeco. Data end of December 2022.
These internal guidelines determined by Robeco are subject to change without prior notice. The restriction in the prospectus are at all times leading. The prospectus is available on request and free of charge from www.robeco.com.

Excerpt from SFDR-related disclosures (not exhaustive)

Robeco Global Credits

SFDR Classification

Article 8: The fund promotes environmental and/or social characteristics.

Sustainability Risk Profile

Corporate sustainability risk (overall) profile: medium
Government sustainability risk (overall) profile: not applicable

Taxonomy alignment

The fund intends to contribute to all 6 environmental objectives under the EU Taxonomy via the investments in green bonds. The fund commits to a minimum share of 0% of Taxonomy-aligned activities.

Fund specific disclosures including PAIs considered

Please refer to prospectus and SFDR disclosures publicly available via Robeco's website

Binding elements to attain the environmental and/or social characteristics promoted by the fund

The fund has the following binding elements:

1. The fund's portfolio complies with Robeco's Exclusion Policy (https://www.robeco.com/docm/docu-exclusion-policy.pdf), that is based on exclusion criteria with regards to products and business practices that Robeco believes are detrimental to society and incompatible with sustainable investment strategies. This means that the fund has 0% exposure to excluded securities, taking into account a grace period. Information with regards to the effects of the exclusions on the fund's universe can be found at https://www.robeco.com/docm/docu-exclusion-list.pdf.
2. The fund scrutinizes investment in companies that are in breach of the ILO standards, UNGPs, UNGC or OECD Guidelines for Multinational Enterprises. If a company in the portfolio breaches one of the international guidelines during the investment period, the company will become part of the Enhanced Engagement program.
3. Investments with an elevated sustainability risk are defined by Robeco as companies with an ESG Risk Rating of 40 and higher. The fund is limited to a maximum exposure of 3% to investments with an elevated sustainability risk, based on the market weight in the portfolio taking into account regional differences and benchmark. Each investment with an ESG Risk rating of higher than 40 requires separate approval by a dedicated committee of SI specialists, compliance and risk management that oversees the bottom-up sustainability analysis.
4. The fund invests a minimum of 5% in green, social, sustainable, and/or sustainability-linked bonds.

For more information, refer to the sustainability-related disclosure on Robeco's website.

Sustainability policies and methodologies

All SFDR-related policies and methodologies: https://www.robeco.com/en/key-strengths/sustainable-investing/sustainability-reports-policies.html

Good governance: https://www.robeco.com/docm/docu-robeco-good-governance-policy.pdf

Principal Adverse Impact Statement: https://www.robeco.com/docm/docu-robeco-principal-adverse-impact-statement.pdf

Asset allocation

At least 90% of the investments are aligned with the E/S characteristics of the fund. The fund plans to make a minimum of 50% sustainable investments, measured by either being positive scores via Robeco's SDG Framework or investments in green, social, sustainable or sustainability-linked bonds. The investments in the category Other, estimated between 0-10%, are mostly in cash and cash equivalents. The planned asset allocation is monitored and evaluated on a yearly basis.

Dedicated reference benchmark for E/S characteristics

There is no reference benchmark designated for the purpose of attaining the environmental or social characteristics promoted by the fund.

Source: Robeco.
Sustainability disclosures based on October 2022 prospectus. The disclosures in the prospectus are at all times leading. The prospectus is available on request and free of charge from www.robeco.com

Avoiding products and business practices detrimental to society

Enhanced and transparent exclusion process

			Exclusion category	Measure for screening	Level 1 'Exclusions' criteria	Level 2 'Exclusions+' criteria
Corporate exclusion criteria	Behavior-based		Controversial behavior	ILO, UNGP, UNGC and OECD compliance [EE]	Subject to engagement [1]	Fail test
			Climate standards	Engagement on Robeco's Paris Alignment assessment [EE]	Subject to engagement [1]	Fail test
			Good governance	Robeco's Good Governance test [EE]	Subject to engagement [1]	Fail test
			AML/CTF	Robeco's KYA assessment based on AML/CTF criteria	Fail test	Fail test
	Product-based	Weapons	Controversial weapons	Revenues from production, key components or services	≥ 0%	≥ 0% [2]
			Military contracting	Revenues from weapon-related products or services	Not applicable	≥ 5%
			Firearms	Revenues from production	Not applicable	≥ 5%
				Revenues from retail	Not applicable	≥ 10%
		Fossil fuels[2]	Thermal coal	Revenues from coal extraction/mining	≥ 20%	≥ 20%
				Revenues from coal power generation	≥ 20%	≥ 20%
				Coal power expansion plans in MW (pro rata) [EE]	≥ 300 MW [4]	≥ 300 MW
			Arctic drilling	Revenues from extraction	≥ 5%	≥ 5%
			Oil sands	Revenues from extraction	≥ 10%	≥ 10%
		Other products	Palm oil	RSPO-certified hectares of land at plantation [EE]	≤ 50%	≤ 80%
			Tobacco	Revenues from production	≥ 0%	≥ 0%
				Revenues from retail	≥ 10%	≥ 10%
				Revenues from related products/services	≥ 50%	≥ 50%
Sovereign exclusion criteria			Countries	Robeco's Country Exclusion test	Fail test	Fail test

Other exclusions

- Paris-aligned benchmarks (EU Benchmark Regulation)
- FeBelFin 'Towards Sustainability'
- Sanctions

[EE] Enhanced Engagement: The exclusion criteria are linked to Robeco's enhanced engagement program.

1) Companies may be subject to engagement before exclusion. In such cases, exclusion is triggered if the engagement is unsuccessful. If engagement is deemed undesired, companies will be subject to direct exclusion. The extent to which engagement is deemed desired is based on the exclusion category and factors such as engageability, relevance, and regulatory compliance.
2) The scope under the Level 2 criteria also covers companies involved in nuclear weapons from so-called 'Nuclear States' (US, UK, France, Russia and China) as defined in the Treaty on the Non-Proliferation of Nuclear Weapons (1968)
3) Investments in green bonds from issuers excluded under one of the climate-related categories remain eligible
4) Companies under climate-related enhanced engagement remain eligible.

UN PRI Scorecard: Strong scores for all modules versus our peers

> Since the launch of the UN PRI assessments in 2014 Robeco obtained high scores in every assessment
> Robeco's scores are often much higher than the median scores of our peers

Sustainability is a driver of change

> It impacts companies' long-term performance
> For us, it leads to better-informed investment decisions
> For fixed income investors it is an extra 'lens' to spot downside risk

No.	Module	Robeco score	Median score
1.	Senior Leadership Statement	Not scored	
2.	Organisational Overview	Not scored	
3.	Sustainability Outcomes	Not scored	
4.	*Investment & Stewardship*	100%	
5.	*Direct - Listed Equity*	Robeco score	Median score
5.1	Listed equity – Active Fundamental – Incorporation	97% ★★★★★	
5.2	Listed equity – Active Fundamental – Voting	74%[1] ★★★★☆	
5.3	Listed equity – Active Quantitative – Incorporation	96% ★★★★★	
5.4	Listed equity – Active Quantitative – Voting	74%[1] ★★★★☆	
6.	*Direct - Fixed income*	Robeco score	Median score
6.1	Fixed Income - Corporate	100% ★★★★★	
6.2	Fixed Income – SSA	100% ★★★★★	

Source: PRI Assessment report 2021, showing the applicable Robeco scores. Due to methodology changes by the PRI, scores are not comparable with previous years. More information on www.unpri.org
1. Gap primarily related to not publishing rationales for voting against management publicly. This was implemented by Robeco shortly after submitting the PRI assessment input. More information on our website.
About the PRI: The United Nations-supported PRI initiative is an international network of investors working together to put the six Principles for Responsible Investment into practice. Its goal is to understand the implications of sustainability for investors and support signatories to incorporate these issues into their investment decision making and ownership practices. In line with Principle 6, the PRI signatories must "report on their activities and progress towards implementing the Principles". Signatories are scored for each UN PRI principle and the scores are measured against those of other investment managers that have signed the PRI. Please also see the Public Transparency Report for Robeco at unpri.org.

Overview Credit Strategies

	Investment Grade Credits	High Yield Credits	Buy & Maintain
Global	> Global Credits > Global SDG Credits > Climate Global Credits > Global Credits Short Maturity > SDG Credit Income	> High Yield Bonds > SDG High Yield	> Bespoke fixed income solutions focusing on the actual purpose of the investments > Matching client goals and avoiding unnecessary risks, turnover and costs
Euro	> Euro Credit Bonds > Euro SDG Credits > IG Corporate Bonds	> European High Yield Bonds	
Specialties	> Corporate Hybrid Bonds > Financial Institutions Bonds	**Private debt** > Dutch Private Loans	
Emerging & Asia	> Sustainable Emerging Credits > Sustainable Asian Bonds		
QI	> Global Multi-Factor Credits > Global SDG & Climate Multi-Factor Credits > Conservative Credits (discretionary accounts only)	> Dynamic High Yield > Global Multi-Factor High Yield > Sustainable Enhanced Index High Yield (discretionary accounts only)	

Source: Robeco.

What is buy and maintain in credits?

Traditional investors use capitalization-weighted indices to benchmark their investments

> Portfolios are geared to these indices and transactions are required to remain in line
> But these indices are not always in line with investor objectives

Buy and maintain credits is an efficient alternative approach:

> Targets a portfolio of corporate bonds that can be held until maturity
> The investors' objectives are leading for bond selection; not a benchmark
> Turnover is minimized and only done to remain aligned with the client objective

	Buy and maintain	Passive	Active
Objective	Client specific	Follow benchmark	Outperform benchmark
Risk focus	Limit fundamental credit risk	Limit tracking error	Actively use tracking error
Typical turnover	0 – 15%	20-40%	>50%
Management fee	Like passive	Like buy and maintain	Higher

Buy-and-maintain credit

Creating bespoke solutions for cash flow driven investors

- Driven by the unique situation of the client, not by a benchmark
- Targets long-term capital preservation, with low turnover and costs
- Easily customized to allow for regulatory and capital requirements

Asset owners such as insurance companies and pension funds face a considerable challenge: they are required to generate sufficient returns and meet unique risk, regulatory and sustainability requirements, all while operating in a world of low yields, market uncertainty and softening growth.

The buy-and-maintain investment style is ideally suited to creating a portfolio that can deliver such precisely defined investment outcomes. It is based on the principle that the unique situation of the client – rather than a benchmark – is the basis for investment decisions.

In this article we highlight how buy-and-maintain investment decisions are driven by the unique situation of the client – rather than by a benchmark. We describe how a buy-and-maintain investment style is ideally suited to create a low-turnover credit portfolio that is able to weather all phases of the credit cycle, that meets client-specific regulatory criteria, that contributes to sustainable development goals and which is focused on achieving long-term investment returns.

In addition to describing the ins and outs of this investment style, we explain the way Robeco successfully builds buy-and-maintain portfolios based on its two decades of experience. A set of case studies illustrates the adaptability of buy and maintain as a comprehensive

Article
For professional investors
October 2019
Jan Willem de Moor, Remmert Koekkoek and Yvo Schoemaker

Source: Robeco. Turnover: single counted turnover for passive based on Bloomberg Global Aggregate Corporates index in the period January 1994-June 2021

Robeco's Global Credit Strategies

Characteristics	Robeco Global Credits	Robeco GLC Feeder Fund – zero duration	Robeco GLC Short Maturity	RobecoSAM Global SDG Credits	RobecoSAM SDG Credit Income
Yield to Worst (Unhedged)	5.7%	5.7%	5.1%	5.4%	6.6%
Yield to Worst (Hedged to EUR)	4.2%	4.3%	3.6%	4.0%	5.1%
Yield to Worst (Hedged to USD)	6.8%	6.9%	6.3%	6.6%	7.7%
Yield to Worst (Hedged to GBP)	5.9%	6.1%	5.4%	5.7%	6.8%
Interest rate duration (OAD in years)	6.1	0.2	2.6	6.1	5.0
Spread duration (OASD in years)	4.8	4.6	2.5	4.7	3.9
Credit spread (OAS in bps)	224	219	158	206	292
Average rating	A2/A3	A2/A3	A1/A2	A1/A2	BAA1/BAA2
Benchmark	Bloomberg Global Aggregate Corporates	No benchmark	Bloomberg Global Aggregate Corporates 1-5 yr	Bloomberg Global Aggregate Corporates	No benchmark
Off-benchmark*	Max 20% securitized; 20%HY; 20% EM. Combined max 33%	Not applicable	Max: 20% securitized; 20% HY; 20% EM. Combined max 33%.		Not applicable
Maximum ex-ante tracking error	5%	5%	3%	5%	Not applicable

Source: Robeco. Portfolio's: Robeco Global Credits; Robeco GLC Feeder Fund – zero duration; Robeco Global Credits - Short Maturity; RobecoSAM Global SDG Credits; RobecoSAM SDG Credit Income. Data end of December 2022.
*These internal guidelines determined by Robeco are subject to change without prior notice. The restriction in the prospectus are at all times leading. The prospectus is available on request and free of charge from www.robeco.com.

Credits: Asset under Management

Fixed Income - EUR 56 billion

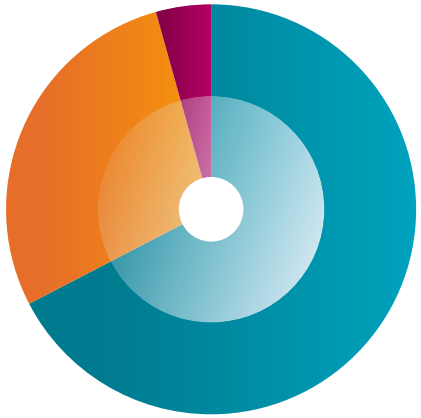

Credits	67%
Government	28%
Aggregate	4%

Credits - EUR 38 billion

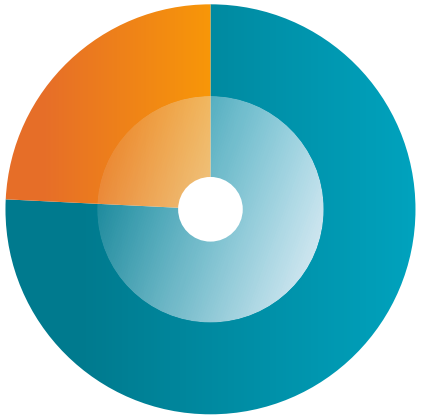

Credits - Investment Grade	76%
Credits - High Yield	24%

Credits - EUR 38 billion

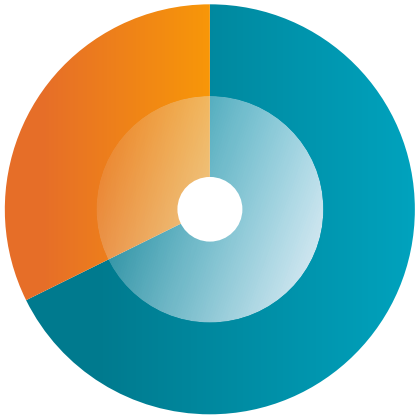

Institutional	68%
Retail	32%

Source: Robeco. Data per end of September 2022.

Disclaimer

Bloomberg

“Bloomberg®” and the Bloomberg Index/Indices are service marks of Bloomberg Finance L.P. and its affiliates, including Bloomberg Index Services Limited (“BISL”), the administrator of the index (collectively, “Bloomberg”) and have been licensed for use for certain purposes by Robeco Institutional Asset Management B.V. (“Robeco”). Bloomberg is not affiliated with Robeco, and Bloomberg does not approve, endorse, review, or recommend Robeco’s strategies. Bloomberg does not guarantee the timeliness, accurateness, or completeness of any data or information relating to Robeco’s strategies.

Important information

Robeco Institutional Asset Management B.V.

Important Information

Robeco Institutional Asset Management B.V. has a license as manager of Undertakings for Collective Investment in Transferable Securities (UCITS) and Alternative Investment Funds (AIFs) ("Fund(s)") from the Netherlands Authority for the Financial Markets in Amsterdam.

This marketing document is intended solely for professional investors, defined as investors qualifying as professional clients, who have requested to be treated as professional clients or are authorized to receive such information under any applicable laws. Robeco Institutional Asset Management B.V. and/or its related, affiliated and subsidiary companies, ("Robeco"), will not be liable for any damages arising out of the use of this document. Users of this information who provide investment services in the European Union have their own responsibility to assess whether they are allowed to receive the information in accordance with MiFID II regulations. To the extent this information qualifies as a reasonable and appropriate minor non-monetary benefit under MiFID II, users that provide investment services in the European Union are responsible for complying with applicable recordkeeping and disclosure requirements.

The content of this document is based upon sources of information believed to be reliable and comes without warranties of any kind. Without further explanation this document cannot be considered complete. Any opinions, estimates or forecasts may be changed at any time without prior warning. If in doubt, please seek independent advice. This document is intended to provide the professional investor with general information about Robeco's specific capabilities but has not been prepared by Robeco as investment research and does not constitute an investment recommendation or advice to buy or sell certain securities or investment products or to adopt any investment strategy or legal, accounting or tax advice. All rights relating to the information in this document are and will remain the property of Robeco. This material may not be copied or shared with the public. No part of this document may be reproduced or published in any form or by any means without Robeco's prior written permission.

Investment involves risks. Before investing, please note the initial capital is not guaranteed. Investors should ensure they fully understand the risk associated with any Robeco product or service offered in their country of domicile. Investors should also consider their own investment objective and risk tolerance level. Historical returns are provided for illustrative purposes only. The price of units may go down as well as up and past performance is no guarantee of future results. If the currency in which the past performance is displayed differs from the currency of the country in which you reside, then you should be aware that due to exchange rate fluctuations the performance shown may increase or decrease if converted into your local currency. The performance data do not take account of the commissions and costs incurred when trading securities in client portfolios or for the issue and redemption of units. Unless otherwise stated, the prices used for the performance figures of the Luxembourg-based Funds are the end-of-month transaction prices net of fees up to 4 August 2010. From 4 August 2010, the transaction prices net of fees will be those of the first business day of the month. Return figures versus the benchmark show the investment management result before management and/or performance fees; the Fund returns are with dividends reinvested and based on net asset values with prices and exchange rates as at the valuation moment of the benchmark. Please refer to the prospectus of the Funds for further details. Performance is quoted net of investment management fees. The ongoing charges mentioned in this document are the ones stated in the Fund's latest annual report at closing date of the last calendar year.

This document is not directed to or intended for distribution to or for use by any person or entity who is a citizen or resident of or located in any locality, state, country or other jurisdiction where such distribution, document, availability or use would be contrary to law or regulation or which would subject any Fund or Robeco Institutional Asset Management B.V. to any registration or licensing requirement within such jurisdiction. Any decision to subscribe for interests in a Fund offered in a particular jurisdiction must be made solely on the basis of information contained in the prospectus, which information may be different from the information contained in this document. Prospective applicants for shares should inform themselves as to legal requirements which may also apply and any applicable exchange control regulations and taxes in the countries of their respective citizenship, residence or domicile.

The Fund information, if any, contained in this document is qualified in its entirety by reference to the prospectus, and this document should, at all times, be read in conjunction with the prospectus. Detailed information on the Fund and associated risks is contained in the prospectus. The prospectus and the Key Investor Information Document for the Robeco Funds can all be obtained free of charge from Robeco's websites.

Additional Information for US investors

Robeco is considered "participating affiliated" and some of their employees are "associated persons" of Robeco Institutional Asset Management US Inc. ("RIAM US") as per relevant SEC no-action guidance. Employees identified as associated persons of RIAM US perform activities directly or indirectly related to the investment advisory services provided by RIAM US. In those situations these individuals are deemed to be acting on behalf of RIAM US, a US SEC registered investment adviser. SEC regulations are applicable only to clients, prospects and investors of RIAM US. RIAM US is a wholly owned subsidiary of ORIX Corporation Europe N.V. and offers investment advisory services to institutional clients in the US.

Additional Information for investors with residence or seat in Australia and New Zealand

This document is distributed in Australia by Robeco Hong Kong Limited (ARBN 156 512 659) ("RIAM BV"), which is exempt from the requirement to hold an Australian financial services license under the Corporations Act 2001 (Cth) pursuant to ASIC Class Order 03/1103. Robeco is regulated by the Securities and Futures Commission under the laws of Hong Kong and those laws may differ from Australian laws. This document is distributed only to "wholesale clients" as that term is defined under the Corporations Act 2001 (Cth). This document is not intended for distribution or dissemination, directly or indirectly, to any other class of persons. In New Zealand, this document is only available to wholesale investors within the meaning of clause 3(2) of Schedule 1 of the Financial Markets Conduct Act 2013 (FMCA). This document is not intended for public distribution in Australia and New Zealand.

Additional Information for investors with residence or seat in Austria

This information is solely intended for professional investors or eligible counterparties in the meaning of the Austrian Securities Oversight Act.

Additional Information for investors with residence or seat in Brazil

The Fund may not be offered or sold to the public in Brazil. Accordingly, the Fund has not been nor will be registered with the Brazilian Securities Commission (CVM), nor has it been submitted to the foregoing agency for approval. Documents relating to the Fund, as well as the information contained therein, may not be supplied to the public in Brazil, as the offering of the Fund is not a public offering of securities in Brazil, nor may they be used in connection with any offer for subscription or sale of securities to the public in Brazil.

Important information
Robeco Institutional Asset Management B.V.

Additional Information for investors with residence or seat in Brunei

The Prospectus relates to a private collective investment scheme which is not subject to any form of domestic regulations by the Autoriti Monetari Brunei Darussalam ("Authority"). The Prospectus is intended for distribution only to specific classes of investors as specified in section 20 of the Securities Market Order, 2013, and must not, therefore, be delivered to, or relied on by, a retail client. The Authority is not responsible for reviewing or verifying any prospectus or other documents in connection with this collective investment scheme. The Authority has not approved the Prospectus or any other associated documents nor taken any steps to verify the information set out in the Prospectus and has no responsibility for it. The units to which the Prospectus relates may be illiquid or subject to restrictions on their resale. Prospective purchasers of the units offered should conduct their own due diligence on the units.

Additional Information for investors with residence or seat in Canada

No securities commission or similar authority in Canada has reviewed or in any way passed upon this document or the merits of the securities described herein, and any representation to the contrary is an offence. Robeco Institutional Asset Management B.V. relies on the international dealer and international adviser exemption in Quebec and has appointed McCarthy Tétrault LLP as its agent for service in Quebec.

Additional information for investors with residence or seat in the Republic of Chile

Neither Robeco nor the Funds have been registered with the *Comisión para el Mercado Financiero* pursuant to Law no. 18.045, the *Ley de Mercado de Valores* and regulations thereunder. This document does not constitute an offer of or an invitation to subscribe for or purchase shares of the Funds in the Republic of Chile, other than to the specific person who individually requested this information on their own initiative. This may therefore be treated as a "private offering" within the meaning of article 4 of the *Ley de Mercado de Valores* (an offer that is not addressed to the public at large or to a certain sector or specific group of the public).

Additional Information for investors with residence or seat in Colombia

This document does not constitute a public offer in the Republic of Colombia. The offer of the Fund is addressed to fewer than one hundred specifically identified investors. The Fund may not be promoted or marketed in Colombia or to Colombian residents, unless such promotion and marketing is made in compliance with Decree 2555 of 2010 and other applicable rules and regulations related to the promotion of foreign Funds in Colombia.

Additional Information for investors with residence or seat in the Dubai International Financial Centre (DIFC), United Arab Emirates

This material is distributed by Robeco Institutional Asset Management B.V. (DIFC Branch) located at Office 209, Level 2, Gate Village Building 7, Dubai International Financial Centre, Dubai, PO Box 482060, UAE. Robeco Institutional Asset Management B.V. (DIFC Branch) is regulated by the Dubai Financial Services Authority ("DFSA") and only deals with Professional Clients or Market Counterparties and does not deal with Retail Clients as defined by the DFSA.

Additional Information for investors with residence or seat in France

Robeco Institutional Asset Management B.V. is at liberty to provide services in France. Robeco France is a subsidiary of Robeco whose business is based on the promotion and distribution of the group's funds to professional investors in France.

Additional Information for investors with residence or seat in Germany

This information is solely intended for professional investors or eligible counterparties in the meaning of the German Securities Trading Act.

Additional Information for investors with residence or seat in Hong Kong

The contents of this document have not been reviewed by the Securities and Futures Commission ("SFC") in Hong Kong. If there is in any doubt about any of the contents of this document, independent professional advice should be obtained. This document has been distributed by Robeco Hong Kong Limited ("Robeco"). Robeco is regulated by the SFC in Hong Kong.

Additional Information for investors with residence or seat in Indonesia

The Prospectus does not constitute an offer to sell nor a solicitation to buy securities in Indonesia.

Additional Information for investors with residence or seat in Italy

This document is considered for use solely by qualified investors and private professional clients (as defined in Article 26 (1) (b) and (d) of Consob Regulation No. 16190 dated 29 October 2007). If made available to Distributors and individuals authorized by Distributors to conduct promotion and marketing activity, it may only be used for the purpose for which it was conceived. The data and information contained in this document may not be used for communications with Supervisory Authorities. This document does not include any information to determine, in concrete terms, the investment inclination and, therefore, this document cannot and should not be the basis for making any investment decisions.

Additional Information for investors with residence or seat in Japan

This document is considered for use solely by qualified investors and is distributed by Robeco Japan Company Limited, registered in Japan as a Financial Instruments Business Operator, [registered No. the Director of Kanto Local Financial Bureau (Financial Instruments Business Operator), No, 2780, Member of Japan Investment Advisors Association].

Additional Information for investors with residence or seat in South Korea

The Management Company is not making any representation with respect to the eligibility of any recipients of the Prospectus to acquire the Shares therein under the laws of South Korea, including but not limited to the Foreign Exchange Transaction Act and Regulations thereunder. The Shares have not been registered under the Financial Investment Services and Capital Markets Act of Korea, and none of the Shares may be offered, sold or delivered, or offered or sold to any person for re-offering or resale, directly or indirectly, in South Korea or to any resident of South Korea except pursuant to applicable laws and regulations of South Korea.

Important information
Robeco Institutional Asset Management B.V.

Additional Information for investors with residence or seat in Liechtenstein

This document is exclusively distributed to Liechtenstein-based, duly licensed financial intermediaries (such as banks, discretionary portfolio managers, insurance companies, fund of funds) which do not intend to invest on their own account into Fund(s) displayed in the document. This material is distributed by Robeco Switzerland Ltd, postal address: Josefstrasse 218, 8005 Zurich, Switzerland. LGT Bank Ltd., Herrengasse 12, FL-9490 Vaduz, Liechtenstein acts as the representative and paying agent in Liechtenstein. The prospectus, the Key Investor Information Documents (KIIDs), the articles of association, the annual and semi-annual reports of the Fund(s) may be obtained from the representative or via the website.

Additional Information for investors with residence or seat in Malaysia

Generally, no offer or sale of the Shares is permitted in Malaysia unless where a Recognition Exemption or the Prospectus Exemption applies: NO ACTION HAS BEEN, OR WILL BE, TAKEN TO COMPLY WITH MALAYSIAN LAWS FOR MAKING AVAILABLE, OFFERING FOR SUBSCRIPTION OR PURCHASE, OR ISSUING ANY INVITATION TO SUBSCRIBE FOR OR PURCHASE OR SALE OF THE SHARES IN MALAYSIA OR TO PERSONS IN MALAYSIA AS THE SHARES ARE NOT INTENDED BY THE ISSUER TO BE MADE AVAILABLE, OR MADE THE SUBJECT OF ANY OFFER OR INVITATION TO SUBSCRIBE OR PURCHASE, IN MALAYSIA. NEITHER THIS DOCUMENT NOR ANY DOCUMENT OR OTHER MATERIAL IN CONNECTION WITH THE SHARES SHOULD BE DISTRIBUTED, CAUSED TO BE DISTRIBUTED OR CIRCULATED IN MALAYSIA. NO PERSON SHOULD MAKE AVAILABLE OR MAKE ANY INVITATION OR OFFER OR INVITATION TO SELL OR PURCHASE THE SHARES IN MALAYSIA UNLESS SUCH PERSON TAKES THE NECESSARY ACTION TO COMPLY WITH MALAYSIAN LAWS.

Additional Information for investors with residence or seat in Mexico

The funds have not been and will not be registered with the National Registry of Securities, maintained by the Mexican National Banking and Securities Commission and, as a result, may not be offered or sold publicly in Mexico. Robeco and any underwriter or purchaser may offer and sell the funds in Mexico on a private placement basis to Institutional and Accredited Investors, pursuant to Article 8 of the Mexican Securities Market Law.

Additional Information for investors with residence or seat in Peru

The Fund has not been registered with the Superintendencia del Mercado de Valores (SMV) and is being placed by means of a private offer. SMV has not reviewed the information provided to the investor. This document is only for the exclusive use of institutional investors in Peru and is not for public distribution.

Additional Information for investors with residence or seat in Singapore

This document has not been registered with the Monetary Authority of Singapore (“MAS”). Accordingly, this document may not be circulated or distributed directly or indirectly to persons in Singapore other than (i) to an institutional investor under Section 304 of the SFA, (ii) to a relevant person pursuant to Section 305(1), or any person pursuant to Section 305(2), and in accordance with the conditions specified in Section 305, of the SFA, or (iii) otherwise pursuant to, and in accordance with the conditions of, any other applicable provision of the SFA. The contents of this document have not been reviewed by the MAS. Any decision to participate in the Fund should be made only after reviewing the sections regarding investment considerations, conflicts of interest, risk factors and the relevant Singapore selling restrictions (as described in the section entitled “Important Information for Singapore Investors”) contained in the prospectus. Investors should consult your professional adviser if you are in doubt about the stringent restrictions applicable to the use of this document, regulatory status of the Fund, applicable regulatory protection, associated risks and suitability of the Fund to your objectives. Investors should note that only the Sub-Funds listed in the appendix to the section entitled “Important Information for Singapore Investors” of the prospectus (“Sub-Funds”) are available to Singapore investors. The Sub-Funds are notified as restricted foreign schemes under the Securities and Futures Act, Chapter 289 of Singapore (“SFA”) and invoke the exemptions from compliance with prospectus registration requirements pursuant to the exemptions under Section 304 and Section 305 of the SFA. The Sub-Funds are not authorized or recognized by the MAS and shares in the Sub-Funds are not allowed to be offered to the retail public in Singapore. The prospectus of the Fund is not a prospectus as defined in the SFA. Accordingly, statutory liability under the SFA in relation to the content of prospectuses does not apply. The Sub-Funds may only be promoted exclusively to persons who are sufficiently experienced and sophisticated to understand the risks involved in investing in such schemes, and who satisfy certain other criteria provided under Section 304, Section 305 or any other applicable provision of the SFA and the subsidiary legislation enacted thereunder. You should consider carefully whether the investment is suitable for you. Robeco Singapore Private Limited holds a capital markets services license for fund management issued by the MAS and is subject to certain clientele restrictions under such license.

Additional Information for investors with residence or seat in Spain

Robeco Institutional Asset Management B.V., Sucursal en España with identification number W0032687F and having its registered office in Madrid at Calle Serrano 47-14º, is registered with the Spanish Commercial Registry in Madrid, in volume 19.957, page 190, section 8, sheet M-351927 and with the National Securities Market Commission (CNMV) in the Official Register of branches of European investment services companies, under number 24. The investment funds or SICAV mentioned in this document are regulated by the corresponding authorities of their country of origin and are registered in the Special Registry of the CNMV of Foreign Collective Investment Institutions marketed in Spain.

Additional Information for investors with residence or seat in South Africa

Robeco Institutional Asset Management B.V. is registered and regulated by the Financial Sector Conduct Authority in South Africa.

Important information

Robeco Institutional Asset Management B.V.

Additional Information for investors with residence or seat in Switzerland

The Fund(s) are domiciled in Luxembourg. This document is exclusively distributed in Switzerland to qualified investors as defined in the Swiss Collective Investment Schemes Act (CISA). This material is distributed by Robeco Switzerland Ltd, postal address: Josefstrasse 218, 8005 Zurich. ACOLIN Fund Services AG, postal address: Leutschenbachstrasse 50, 8050 Zürich, acts as the Swiss representative of the Fund(s). UBS Switzerland AG, Bahnhofstrasse 45, 8001 Zurich, postal address: Europastrasse 2, P.O. Box, CH-8152 Opfikon, acts as the Swiss paying agent. The prospectus, the Key Investor Information Documents (KIIDs), the articles of association, the annual and semi-annual reports of the Fund(s), as well as the list of the purchases and sales which the Fund(s) has undertaken during the financial year, may be obtained, on simple request and free of charge, at the office of the Swiss representative ACOLIN Fund Services AG. The prospectuses are also available via the website.

Additional Information relating to RobecoSAM-branded funds/services

Robeco Switzerland Ltd, postal address Josefstrasse 218, 8005 Zurich, Switzerland has a license as asset manager of collective assets from the Swiss Financial Market Supervisory Authority FINMA. RobecoSAM-branded financial instruments and investment strategies referring to such financial instruments are generally managed by Robeco Switzerland Ltd. The RobecoSAM brand is a registered trademark of Robeco Holding B.V. The brand RobecoSAM is used to market services and products which entail Robeco's expertise on Sustainable Investing (SI). The brand RobecoSAM is not to be considered as a separate legal entity.

Additional Information for investors with residence or seat in Taiwan

The contents of this document have not been reviewed by any regulatory authority in Hong Kong. If you are in any doubt about any of the contents of this document, you should obtain independent professional advice. This document has been distributed by Robeco Hong Kong Limited ('Robeco'). Robeco is regulated by the Securities and Futures Commission in Hong Kong.

Additional Information for investors with residence or seat in Thailand

The Prospectus has not been approved by the Securities and Exchange Commission which takes no responsibility for its contents. No offer to the public to purchase the Shares will be made in Thailand and the Prospectus is intended to be read by the addressee only and must not be passed to, issued to, or shown to the public generally.

Additional Information for investors with residence or seat in the United Arab Emirates

Some Funds referred to in this marketing material have been registered with the UAE Securities and Commodities Authority (the Authority). Details of all Registered Funds can be found on the Authority's website. The Authority assumes no liability for the accuracy of the information set out in this material/document, nor for the failure of any persons engaged in the investment Fund in performing their duties and responsibilities.

Additional Information for investors with residence or seat in the United Kingdom

Robeco is temporarily deemed authorized and regulated by the Financial Conduct Authority. Details of the Temporary Permissions Regime, which allows EEA-based firms to operate in the UK for a limited period while seeking full authorization, are available on the Financial Conduct Authority's website.

Additional Information for investors with residence or seat in Uruguay

The sale of the Fund qualifies as a private placement pursuant to section 2 of Uruguayan law 18,627. The Fund must not be offered or sold to the public in Uruguay, except under circumstances which do not constitute a public offering or distribution under Uruguayan laws and regulations. The Fund is not and will not be registered with the Financial Services Superintendency of the Central Bank of Uruguay. The Fund corresponds to investment funds that are not investment funds regulated by Uruguayan law 16,774 dated September 27, 1996, as amended.

© Q2/2022 Robeco